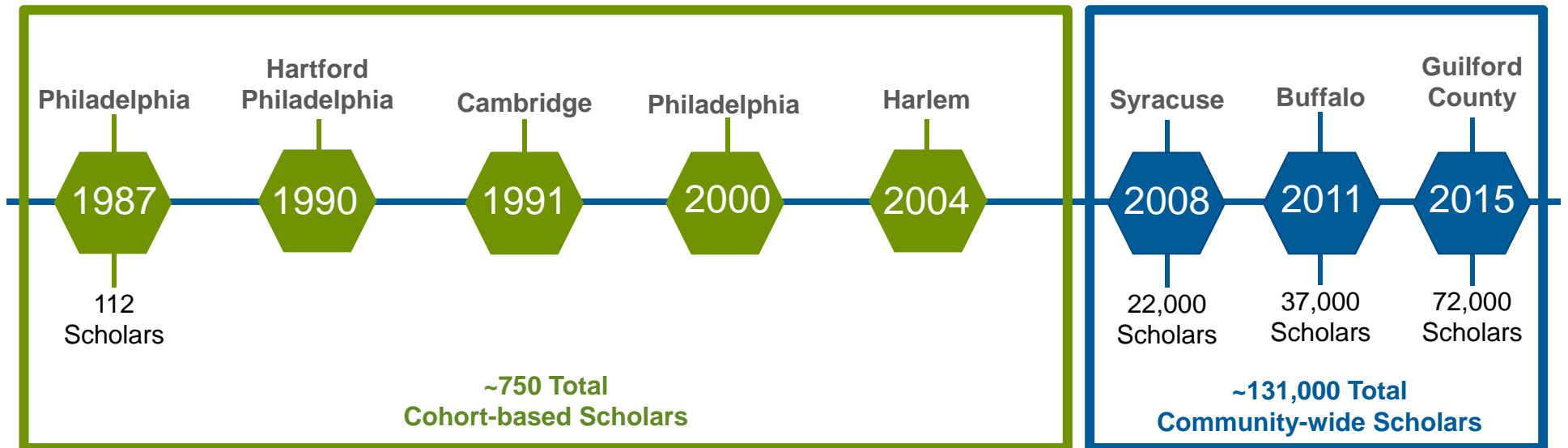




Say Yes to Education Overview

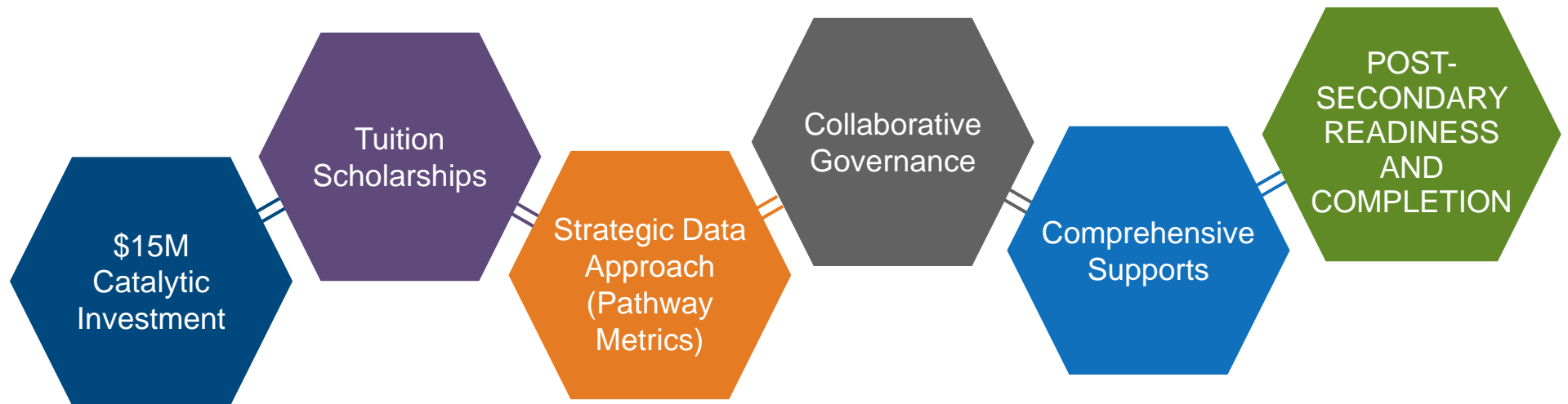
Cleveland Public Library
February 13, 2018

30 Years of Experience and Learning

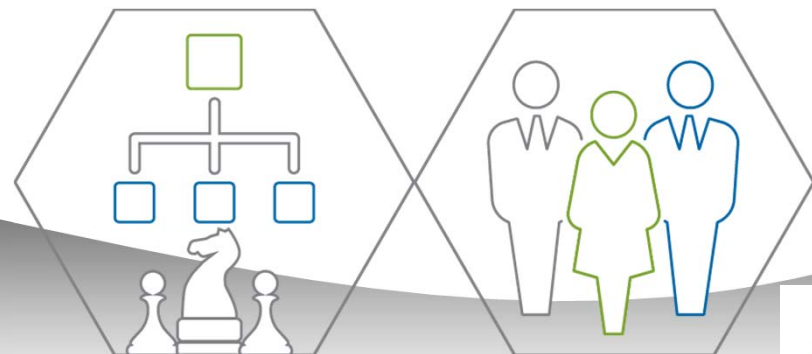


- **Cohort Strategy:**
Philadelphia, Hartford, Cambridge, and Harlem
- **Community-wide Strategy:**
Syracuse, Buffalo, and Guilford County
- **National Strategy:**
Weiss Institute

The Say Yes Theory of Action



Say Yes recognizes the critical roles of both **STRUCTURES/STRATEGIES** and **CULTURE** in changing postsecondary completion outcomes sustainably, at scale.



Differentiating the Say Yes Strategy

Traditional Approaches



“Silver Bullets”



Say Yes's Approach



Comprehensive Supports



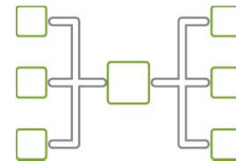
“Super heroes”



Community Owned



Silos



Collaborative Governance



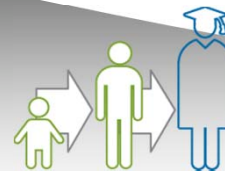
Short-term Grants



Committed Investment



Single Age-Level Intervention

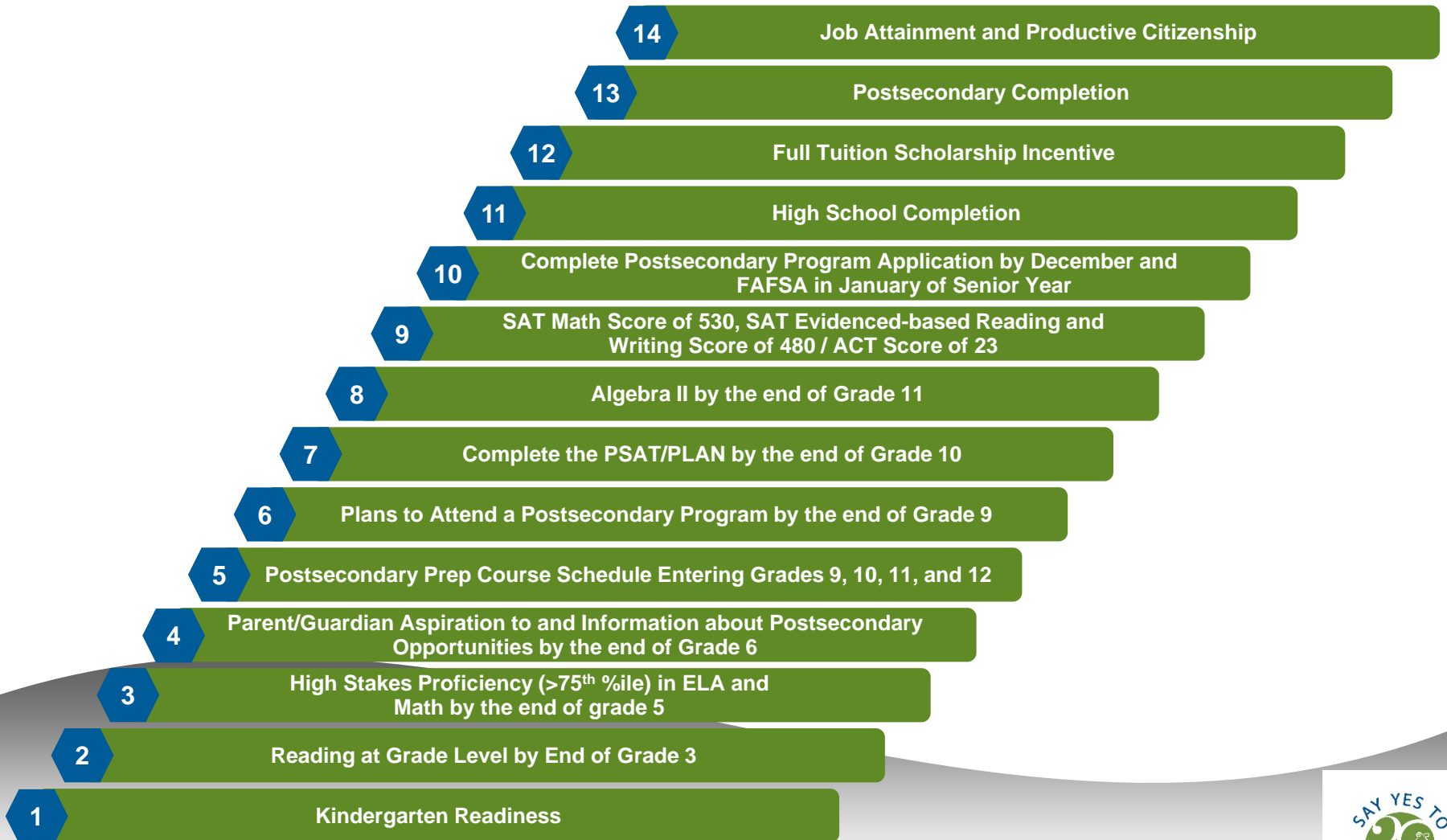


Full Pathway Support

Community Partners as the Unit of Change

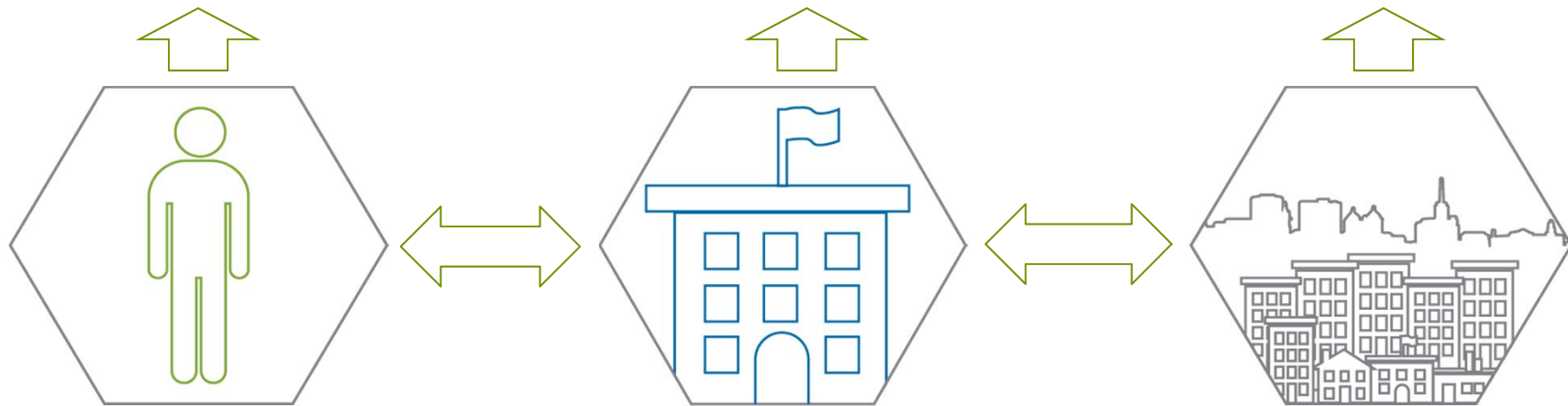


Benchmarking the Pathway to Postsecondary Success



Strategic Data Approach

POSTSECONDARY PATHWAY METRICS



Student Level

- Individual student growth plans
- Over 30 evidence-based indicators
- Case management approach

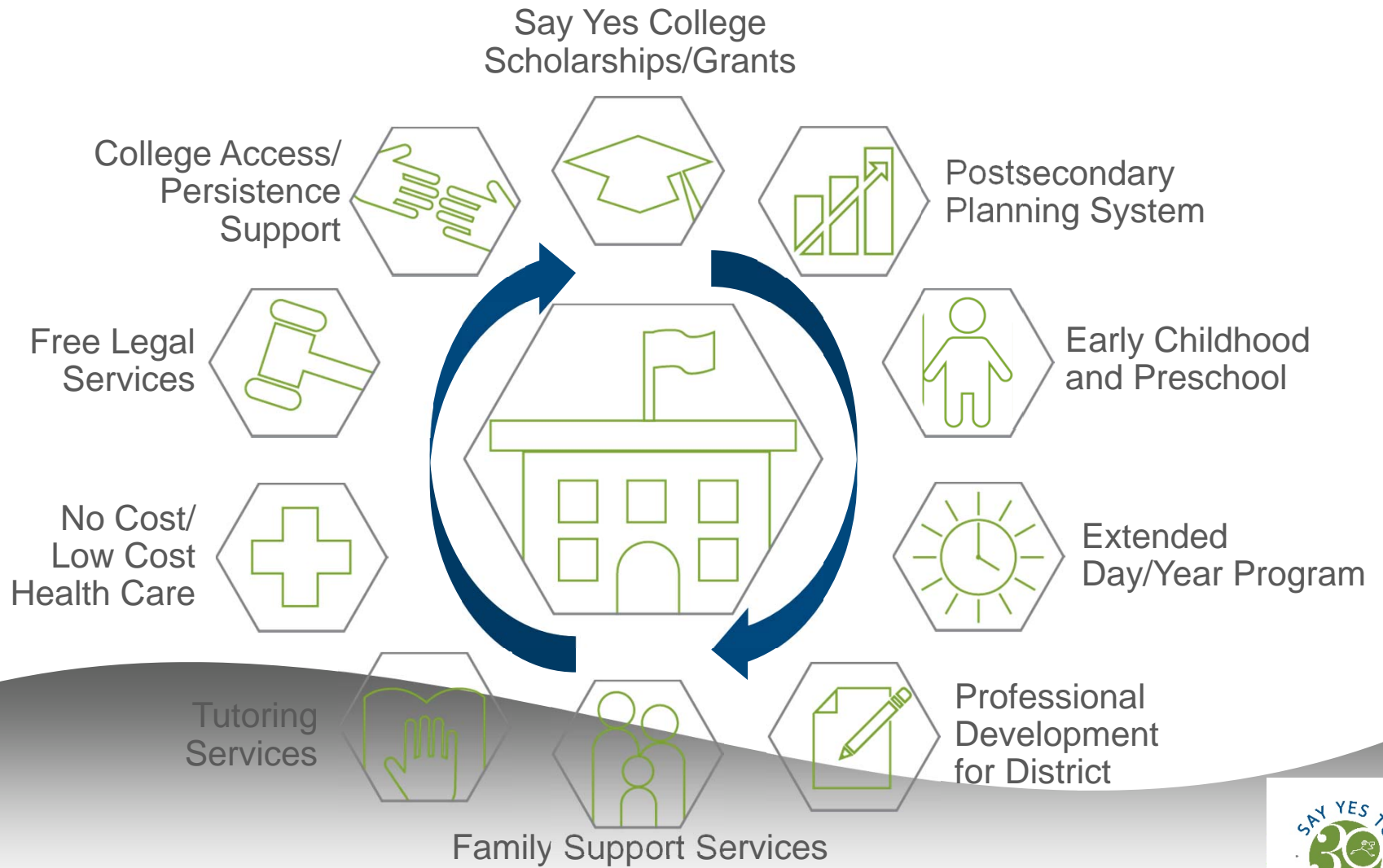
School and District Level

- Baseline analytics and Postsecondary planning system (PPS) informs district goal setting and action

Community Level

- Data drives strategic allocation and coordination of resources
- Data Informs goal setting and ensures transparency

Comprehensive Supports



Say Yes Track Record



- About **130,000 public school students** have access to Say Yes support services and postsecondary scholarships



- **More than 10,000 public school students** have gone off to college or other postsecondary programs with Say Yes support



- In 2014, for **every \$1 Say Yes spent in Buffalo, it leveraged \$15** in external investments toward student supports



- The local Say Yes Scholarship funds in Buffalo and Syracuse have awarded Say Yes Scholars over **\$20 million** in direct scholarships, and across all three communities over **\$100 million** as been raised to date toward the local scholarship funds

Say Yes Track Record in Buffalo

Within the first six years of Say Yes Buffalo:



- **52 school-based mental health clinics**, and a mobile health clinic has been launched



- **5 school-based legal clinics** have opened



- **100% of school buildings** have the Postsecondary Planning System and are staffed with Family Support Specialists (across 55 buildings)



- Summer camp was offered at **55 sites** through partnerships with **42 community based service providers** in 2016, with a long-term sustainable funding plan through 2021

Say Yes Track Record in Buffalo



30%

- High school graduation has increased by **15 percentage points** (49% in 2012 to 64% in 2016)



14%

- Postsecondary matriculation has increased by **8 percentage points** (from 57% in 2012 to 65% in 2016)



>1500

Students
since 2012

- Public school enrollment has increased since the launch of Say Yes, following 12 years of decline



Cleveland's Path to Say Yes

- Cleveland's official Say Yes path began 2+ years ago (rooted in 8 years of local research) with an exploratory group making the case that Cleveland would be a good fit for Say Yes to Education
- Say Yes collaboration offers Cleveland opportunity to build on ongoing success of the Cleveland Plan & our strong history of collaboration and innovation in public, philanthropic, and nonprofit sectors
- **May 2017:** Say Yes to Education announces Cleveland met initial criteria to enter pre-launch phase
- **Summer/Fall 2017:** Planning Committee formed; some task forces and working groups begin
- **2018:** Continue work to achieve goals set by Say Yes to Education for final consideration



Connect with Cleveland's Path to Say Yes

- Sign up for newsletter (today or on website)
- Visit www.CLEPath2SayYes.org
- Connect on social (Facebook & Twitter - @CLEPath2SayYes)
- Help educate community – promote/host a presentation, distribute info
 - Email: info@CLEPath2SayYes.org