CLEVELAND PUBLIC LIBRARY | CLEVELAND, OHIO

Comprehensive Annual Financial Report

For the Year Ended December 31, 2014

Cleveland Public Library
www.cpl.org

CLEVELAND PUBLIC LIBRARY | CLEVELAND, OHIO

Comprehensive Annual Financial Report

For the Year Ended December 31, 2014

Issued By:

Carrie Krenicky

Chief Financial Officer

Cleveland Public Library

www.cpl.org

INTRODUCTORY SECTION

Cleveland Public Library
Comprehensive Annual Financial Report
For the Year Ended December 31, 2014
Table of Contents

Page

I. Introductory Section

Table of Contents i
Letter of Transmittal iv
List of Principal Officials xi
Organizational Chart xii
GFOA Certificate of Achievement xiii

II. Financial Section

Independent Auditor's Report 1

Management's Discussion and Analysis 3

Basic Financial Statements

Government-wide Financial Statements:

Statement of Net Position 12

Statement of Activities 14

Fund Financial Statements:

Balance Sheet – Governmental Funds 15

Reconciliation of Total Governmental Fund Balances to Net Position of Governmental Activities 16

Statement of Revenues, Expenditures and Changes In Fund Balances – Governmental Funds 17

Reconciliation of the Statement of Revenues, Expenditures and Changes in Fund Balances of Governmental Funds to the Statement of Activities 18

Statement of Revenues, Expenditures and Changes in Fund Balance – Budget (Non-GAAP Basis) and Actual – General Fund 19

Notes to the Basic Financial Statements 20

Combining and Individual Fund Statements and Schedules:

Combining Statements – Nonmajor Governmental Funds:

Fund Descriptions 46

Combining Balance Sheet – Nonmajor Governmental Funds 50

Combining Statement of Revenues, Expenditures and Changes in Fund Balances – Nonmajor Governmental Funds 51

Combining Balance Sheet – Nonmajor Special Revenue Funds 52

Combining Statement of Revenues, Expenditures and Changes in Fund Balances – Nonmajor Special Revenue Funds 57

Combining Balance Sheet – Nonmajor Permanent Funds 62

Combining Statement of Revenues, Expenditures and Changes in Fund Balances – Nonmajor Permanent Funds 65

Individual Fund Schedules of Revenues, Expenditures/Expenses and Changes in Fund Balance/Equity – Budget (Non-GAAP Basis) and Actual

Major Fund
General Fund 70
Building and Repair Fund 71

Nonmajor Funds
Anderson Fund 72
Endowment for the Blind Fund 73
Founders Fund 74
Kaiser Fund 75
Kraley Fund 76
Library Fund 77
Pepke Fund 78
Wickwire Fund 79
Wittke Fund 80
Young Fund 81
Friends Fund 82
Judd Fund 83
Ohio Library for the Blind and Physically Disabled (OLBPD) Fund 84
Lockwood Thompson Memorial Fund 85
Ohio Center for the Book Fund 86
Schweinfurth Fund 87
Learning Centers Fund 88
LSTA Know It Now Fund 89
MyCom Fund 90
Abel Fund 91
Ambler Fund 92
Beard Fund 93
Klein Fund 94
Malon/Schroeder Fund 95
McDonald Fund 96
Ratner Fund 97
Root Fund 98
Sugarman Fund 99

Thompson Fund 100
Weidenthal Fund 101
White Fund 102
Beard Anna Young Fund 103

III. Statistical Section

Statistical Section Description S1

Net Position by Component – Last Ten Years S2

Changes in Net Position – Last Ten Years S4

Fund Balances, Governmental Funds – Last Ten Years S6

Changes in Fund Balances, Governmental Funds – Last Ten Years S8

Assessed and Estimated Actual Value of Taxable Property – Last Ten Years S10

Property Tax Rates – Direct and Overlapping Governments – Last Ten Tax Years S12

Real Property and Public Utility Tax Levies and Collections – Last Ten Years S16

Principal Real Property Taxpayers – 2014 and 2005 ..... S18

Principal Employers – Current Year and Nine Years Ago S19

Demographic and Economic Statistics – Last Ten Years S20

Full-Time Equivalent Library Employees by Function/Program – Last Six Years S22

Capital Assets Statistics
By Neighborhood Branches– Last Ten Years S26
By Main Library, Lake Shore Facility and Woodland Annex – Last Ten Years S36

Operating Indicators – Last Ten Years S38

CLEVELAND PUBLIC LIBRARY
325 Superior Avenue • Cleveland, Ohio 44114 • 216.623.2800 • www.cpl.org

June 17, 2015

To the Citizens of the Cleveland Metropolitan School District and the Board of Trustees of the Cleveland Public Library:

We are pleased to submit to you the Comprehensive Annual Financial Report of the Cleveland Public Library (the Library) for the fiscal year ended December 31, 2014. This is the fourth year in a row that the Library has submitted its financial report within the broader framework of a *comprehensive annual financial report* (CAFR). The CAFR format provides the Library with a better way to communicate its financial position with the public. In a CAFR, financial information is put within a larger context that provides the reader with the opportunity to understand how the Library functions and the environment in which it operates.

Ohio Revised Code Section 117.38 requires that the Library, as a public office, file a financial report for each fiscal year. The Library's financial report conforms with generally accepted accounting principles (GAAP). The law requires that a financial report of this type be filed with the Auditor of State within 150 days after the close of the fiscal year. At the time the report is filed with Auditor of State, the Library's Chief Fiscal Officer is required to publish a notice in the newspaper that the report has been completed and is available for public inspection.

The Library's management assumes full responsibility for the contents of this report. The financial statements in the report are the work of library management, not the work of independent auditors.

To compile the information for the financial statements in conformity with GAAP, the Library has a comprehensive framework of internal control in place. Because the cost of internal control should not outweigh the benefit, the framework has been designed to provide reasonable—not absolute—assurance that the financial statements are free from material misstatement.

Ohio law requires independent audits to be performed on all financial operations of the Library either by the Ohio Auditor of State or an independent public accounting firm, if permitted by the Auditor of State. Balestra, Harr & Scherer, CPAs, Inc. rendered an opinion on the Library's financial statements as of December 31, 2014, and the Independent Auditor's Report on the basic financial statements is included in the financial section of this report.

Immediately following the independent auditor's report is a narrative introduction, overview and analysis of the basic financial statements, entitled *Management's Discussion & Analysis* (MD&A). This letter of transmittal is meant to complement the MD&A, and is best read in conjunction with it.

Board of Library Trustees
Thomas D. Corrigan, President • Maritza Rodriguez, Vice President • Alan Seifullah, Secretary
Alice G. Butts • John M. Hairston, Jr. • Anthony T. Parker • Rick Werner
Felton Thomas, Jr., Director

PROFILE OF GOVERNMENT

Reporting Entity

Cleveland Public Library is organized as a school district library under the laws of the State of Ohio, and is one of nine public library systems in Cuyahoga County. The Library's legal service area shares the boundaries of the Cleveland Metropolitan School District (CMSD): approximately 77 square miles and home to nearly 400,000 citizens.

A seven-member board of trustees appointed by the CMSD Board of Education governs the Library. The trustees are appointed for a term of seven years with one term expiring each year. They meet monthly from September to June and serve without compensation.

Although the Library is fiscally independent of the school district, the Board of Education does serve in a ministerial capacity as the taxing authority for the Library. The Board of Library Trustees decides whether to request approval of a tax levy, as well as the role and purpose of the levy. Once such decisions are made, the Board of Education must place the levy on the ballot.

The administration of the Library is the responsibility of Executive Director Felton Thomas. His executive team consists of the deputy director/chief operations officer, chief financial officer, chief legal officer, and chief information officer. His management team consists of the executive team and the public services director, technical services director, human resources director , property management director, information technology acting director, CLEVNET acting director, and marketing and communications director.

Services

Since its beginning in 1869, the Library has evolved with the City of Cleveland. As the City grew, so did the Library and the range of services it offered. It opened as the "Public School Library" for the Cleveland Board of Education with 5,800 books. By the 1890s, the Library recognized the need for services at the neighborhood level for children who could not travel to the downtown facility, and opened four branch libraries in rented buildings. A branch building program started in 1903 with a donation from Andrew Carnegie. From 1903 to 1914, a total of $590,000 in funding was received and eleven branches were built. Today, there are 27 branches spread throughout the City.

For 56 years, the Main Library was in a series of temporary and rented spaces. In 1925, Main Library opened to the public in a new building located in the Group Plan of Cleveland, where all the public buildings surrounding the Mall are designed in a similar classical style. In 1991, a $90 million bond issue was approved by voters for the renovation of the Main Library and for the construction of a new 267,000 square foot annex named the Louis Stokes Wing, dedicated on April 12, 1997.

By this time, the Library's collection had grown to over 10 million items, making it one of the most important public library collections in the country. Additional space was needed to house books that were requested less frequently but were still of value to the community. A former high school building nine miles east of downtown was purchased and converted into a multi-use facility. In addition to the storage area for half a million books and bound periodicals, the Cleveland Public Library Lake Shore Facility contains a branch library for the neighborhood, the Ohio Library for the Blind & Physically Disabled, a staff training center, meeting rooms, the stockroom for the library system, and all the "behind-the-scenes" departments that purchase, catalog, process and preserve library books and other materials.

This infrastructure exists to provide service to the public. The Library's service model has the Main Library at its center where most of the books, DVDs and CDs are housed. Neighborhood branches have smaller collections but library patrons can use the online catalog to request materials and have them

delivered to a conveniently located facility. Each facility in the system provides library patrons with access, not only to books and other materials such as movies, musical recordings and audio books, but also access to technology. Over 720 computers are available for personal use and one-on-one instruction by library staff.

The Library was an early adopter of computer technology and was at the forefront of efforts to automate library functions. The Library started a major investment in technology in 1979. Within two years, automated circulation control was begun in eleven of the busiest branch libraries and extended to all branches by the next year. The Library made a commitment to share its database and its equipment with other neighboring libraries. Cleveland Heights-University Heights Public Library joined the automated circulation system and online catalog in 1982, marking the birth of the CLEVNET resource-sharing network. From that beginning, CLEVNET has grown to 43 library systems in 12 counties across northeast Ohio, serving more than 1.2 million people. Each month, Cleveland Public Library shares over 76,000 items from its collection with the other CLEVNET-member libraries.

Budget

The majority of the Library's funding comes from property taxes and the State of Ohio's Public Library Fund (PLF). The PLF provides approximately 36% of the Library's revenues, whereas the levied mills (6.8) account for 46% (property taxes) of the revenues. The remaining revenue comes from grants, fines, fees, and investment earnings.

During the State's biennium budget (HB 153), July 1, 2011 through June 30, 2013, the PLF was derived from a specific dollar amount of the State's total general tax revenue. Beginning August 1, 2011 through June 30, 2014, the PLF received a specific dollar amount equal to 95 percent of the amount distributed during the July 2010 through June 2011 base year. HB 153 made significant changes to prominent revenue sharing and tax reimbursement programs, including the PLF. It returned the PLF to a percentage of general revenue fund (GRF) taxes for fiscal year 2014 and beyond. This percentage was computed by dividing fiscal year 2013 PLF distributions by fiscal year 2013 actual GRF tax revenues, which has calculated out to be 1.66%.

The budget process for the Library begins each spring and is presented to the board in May for approval. The budget is then sent to the Cleveland Metropolitan School District (CMSD) Board of Education and a public hearing is held at its June meeting. The CMSD Board of Education has fiduciary responsibility to move the Library's budget through the hearing and approval process, but cannot alter the budget nor provide input to the budget. Once the Library's budget is approved at the CMSD June meeting, the CMSD Board of Education forwards the budget to the Cuyahoga County Budget Commission. The County Budget Commission presents the budgets for all libraries in the county at a September public meeting. This public meeting is not to decide Cleveland Public Library's budget; the Library has an agreement with the County through December 2017 as to how the Public Library Fund (PLF) revenues should be distributed among the nine library systems within the County. Were this agreement not in place, a public hearing would be called to decide the distribution of funds. The Library's current agreement with the county is the extension of a prior agreement stating that the Library receives 41.18430% of Cuyahoga County's PLF entitlement, up to the amount distributed in 2007 by what was then called the Library and Local Government Support Fund (LLGSF); should PLF receipts exceed the amount distributed to the libraries in the 2007 Base Year, Cleveland Public Library will receive 31.1725% of the excess, a reduction from 34.48% under the prior agreement.

THE LIBRARY'S ECONOMIC CONDITION

Local Economy

The Cleveland metropolitan area's economy continued its slow recovery from the deep recession in 2008 and 2009, with gross domestic product, wages, and employment all rising and unemployment dropping. However, according to the Federal Reserve Bank of Cleveland, the region's growth was slower in 2014 than it has been in recent years while growth in the United States and Ohio continued at a stronger clip.

Each year since 2009, the Cleveland metro area has seen increases in real GDP (gross domestic product). Of the nation's 381 metropolitan statistical areas, 292 saw an increase in real GDP in 2013; the Cleveland metropolitan area was one of them with an increase of 0.5 percent from 2012, below the national average of 1.7 percent. Cleveland is the 29th largest of the nation's 381 metropolitan statistical areas.

Average weekly wages in the Cleveland metro area were $814 at the end of 2014, the highest real level since June 2008. In 2013, real income per capita rose for the fourth consecutive year. The metro's income per capita was $46,489 in 2013, about $1,000 above the nation and $4,700 above the state.

The Cleveland metro area's unemployment rate declined from 7.5 percent in December 2013 to 5.9 percent in December 2014. Meanwhile, the number of jobs in the region continued to grow slowly. According to the Federal Reserve Bank of Cleveland, the Cleveland metro area gained 2,817 jobs from June 2013 to June 2014—an increase of 0.3 percent. Over the same period, employment grew faster in the United States (2.0 percent), Ohio (1.4 percent), and nearby metro areas (1.0 percent). As a result of this slower growth, the Cleveland metro area's employment in June 2014 was 4.7 percent below pre-recession levels, compared to about 2.0 percent in nearby metro areas and Ohio. In contrast, by June 2014, the nation as a whole had fully recovered the employment lost in the recession.

Despite the slow economic recovery in the area, more than 75 percent of voters approved the renewal of the Library's 5.8 mill tax levy on November 5, 2013. A poll taken before the levy vote showed that 96 percent of the respondents agreed that in tough economic times, libraries are more important than ever.

That same poll revealed four specific issues that Clevelanders wanted the Library to focus on in the immediate and near future—safety, technology, education, and preservation. The Library has branded its efforts in these four areas as its STEP promise to the community.

In the area of safety, the Library responded to the community's concern that youth have a safe place to study and socialize. In 2014, the Library opened two new teen centers—Studio 470 at the Main Library and Teen Rock located at Rockport Branch. The converted spaces feature a combination of computers and iPads to assist with studying, along with televisions, video gaming systems, and comfortable chairs for socializing. Recognizing the need for youth to have a safe environment for studying, the Library expanded its after-school programs, including additional Learning Centers and tutoring sessions. The Library worked in conjunction with the Greater Cleveland Food Bank to increase the number of branches that served after-school snacks—up from eight in 2013 to 17 in 2014. Some branches regularly had more than 50 students show up each day to eat, eliminating hunger as a possible barrier to learning.

As a public institution, the Library routinely deals with a highly diverse population. For the safety of library patrons and staff, the Library hosted training programs designed to help staff effectively communicate critical information during a crisis and help resolve conflicts. In addition, branch managers attended mental health first aid training to help them manage volatile patrons and potentially dangerous situations, as well as identify signs that a patron might be in trouble. As part of the Library's ongoing commitment to providing a safe environment, the Library invested in facility upgrades to enhance security throughout the branches including new surveillance cameras, access control systems and fire

system upgrades. In 2014, the Library became the first non-law enforcement facility in Ohio to have direct radio communications with local law enforcement officials. The MARCS (Mutual Aid Radio Communications System) allows for faster response by emergency personnel, should an incident warrant it.

In the area of technology, the Library recognized that many Clevelanders do not have access to the latest technology, or lack the training to leverage technology. To help bridge the gap, the Library invested heavily in technology in 2014. AWE Early Literacy Stations were added at most of the branches for use by toddlers, pre-schoolers, and school-age children through age eight. Additional SMART tables were introduced at the Main Library, Rockport and Woodland branches to serve as multi-touch interactive tools that engage young learners. Cleveland Public Library became one of the first libraries in Northeast Ohio to have automated Tech Toyboxes. The vending-type machines dispensing iPads and MyCloud laptops were installed at the Main Library and at the Fleet and Lorain branches. Patrons could check out these devices for a three-hour period by swiping their library cards. Patrons without their own computers could conveniently store personalized information for future access using the Library's enhanced MyCloud service. New phone charging stations at eight branches also allowed patrons to charge their iPhone and android devices while they used other library services.

A Maker Space officially opened at the Main Library in January 2014 to become one of only a handful in libraries across the country. Among other tools, the unique space offers a laser engraver, vinyl cutter, 3D printer and scanner, an audio/video recording and editing studio, and various musical instruments. The nationally recognized Maker Space program is designed to encourage entrepreneurial spirit in a creative and collaborative space. Patron response has been overwhelming, creating almost constant demand for the printers, engravers and cutters. Knowledgeable Library staff members are available to provide training on all equipment. The MakerLabs that were so popular in 2013 expanded significantly in 2014, reaching out to all 27 branches. Since the programs attracted more teens and children than originally envisioned, the Library adapted its programming, offering an array of hands-on workshops for creating 3D monsters, paper crafts, Lego robots, duct tape wallets and more. Other programs taught basic computer skills. The MakerLabs strengthened critical thinking skills, which teachers have identified as necessary for career building. The Library's successful Mini Maker Faire was also expanded in 2014. Hosted in the spring, it attracted more than 4,000 attendees and featured over 100 presenters and workshops in the Main Library. The program, which was created in 2013 to provide a hands-on learning opportunity, brings together "makers" who are willing to share their knowledge and teach others.

In the area of education, a key objective in the Library's strategic plan is to form communities of learning. Through various events and programs, the Library seeks to gather people together so they can share information, learn from one another, gain new insights and become sources of action. "Girl Power" and "Man Up" were two examples of programs designed to educate teens on timely issues and challenges such as bullying and premature fatherhood. In 2014, the Library hosted summer reading clubs with 8,200 students completing the program. The theme of 2014 was "Get a Clue: Read!" Students read books, solved mysteries and earned tickets to Cleveland Metroparks Zoo and Rainforest upon completion. Hosted in conjunction with the Library's summer lunch program, it focused on engaging activities designed to strengthen children's critical thinking skills.

"ImpACT the 216", a collaboration with College Now Greater Cleveland, is an innovative program that enhances math and reading proficiency through ACT prep and video and recording arts training. The eight-week program was hosted at the Harvard-Lee, Martin Luther King, Jr., South Brooklyn and Eastman branches because of their proximity to area high schools. The program was well received with an average of 30 students attending each session. The Library offered a number of programs for working-age adults including computer classes that focus on teaching job skills and getting patrons comfortable with the online job application process. Other well-attended classes focused on resume writing skills, tips

for searching the Internet and free legal clinics. The Library also offered a career literacy workshop for adult job seekers at several branches and a job fair targeting working-age adults was hosted at the Martin Luther King, Jr. Branch.

In the area of preservation, Cleveland Public Library remained committed to preserving the region's rich legacy. In 2014, the Library readied for the opening of the Cleveland Digital Public Library (CDPL). Cleveland Public Library is one of four Ohio libraries awarded federal funds from the State Library of Ohio and the Ohio Public Information Network (OPLIN) to create a network of digitization hubs specializing in state-of-the-art technology to digitize and archive rare and culturally significant materials belonging to Cleveland Public Library, other libraries and museums. Unique to Cleveland is the fact that residents and local organizations can bring in their historic photos and documents and digitize them, thereby organizing and preserving their resources.

Located on the third floor of the Main Library Building, CDPL features a Learning Commons for individuals, classes, and organizations to reserve collaborative work seating areas with teaching walls, wireless Internet access and power, and a SmartBoard. Classes and programs are offered on preserving family and local histories. The Digital Gallery provides access to library collections online and can be experienced through a large touch wall. Exhibitions display original objects that have been digitized for the Digital Gallery. Patrons can learn how these objects are significant through augmented reality. The Library's Preservation Lab which had been in an offsite facility merged with CDPL so the public could benefit from the knowledge and expertise of archival and preservation staff. Patrons can consult with technicians and librarians on how to care for their personal collections and preserve their organizational collections or family treasures.

The Library spent much of the year reaching out to the community and engaging consultants to help determine the best use of the Library's facilities as part of a long-term capital improvement plan. Many of the initial conversations focused on South Branch, which now operates at a temporary location as the Library continues to evaluate its options for renovating or relocating the branch. The community around South Branch has made it clear that preserving history applies not only to what is inside library buildings, but also to library buildings themselves.

Long-Term Financial Planning

The Library's long-term financial planning takes these and other potential capital projects into account. To prepare for future potential construction costs at both the Main Library and at selected branches, the Library is deliberately setting aside monies for this purpose.

The Library places an emphasis on long-term planning and prepares a five-year financial forecast that is shared regularly with the Board of Library Trustees. Assumptions are an integral part of the forecast and represent what the Library believes are significant factors impacting the forecast. It is updated as material changes to income and expenditures are determined, and it covers both operational and capital needs to maintain and enhance current services and facilities.

A key component to the forecast is the timeline for the renewal of the Library's five-year property tax levy. Property tax revenues represent 46 percent of the Library's operating budget. The Library is proactive in planning; in response to the worsening economy, the lower revenues were once again countered with continued wage freezes. The Library's finances are planned so that many of the facilities' improvements and capital acquisitions are paid with cash and the Library continues to pay cash for most equipment and other major purchases necessary to maintain a high level of services. We live within our means and plan ahead knowing that responsible leadership commands that we observe the budget and expend less that the fund balance carryover plus revenues we receive. Even though the size of our work

force has continued to reduce through attrition and retirements, we continue to meet the needs of our patrons.

Relevant Financial Policies

All budgetary and financial policies are established by Ohio law and/or the Board of Library Trustees. Budgetary procedures are established by the Library's Fiscal Officer. The implementation of policies and procedures is the responsibility of the Library's Executive Director and Fiscal Officer.

A significant financial policy of the Library, the Capital Asset Policy, was revised by the Board of Trustees on June 19, 2014, to update the useful life for computing depreciation of Buildings/Improvements. This is the third revision to the original submitted policy dated April 17, 2003 (1st revision on May 17, 2007; 2nd revision on December 15, 2011).

AWARDS & ACKNOWLEDGMENTS

Awards

The Government Finance Officers Association of the United States and Canada (GFOA) awarded a Certificate of Achievement for Excellence in Financial Reporting to the Cleveland Public Library for its Comprehensive Annual Financial Report (CAFR) for the year ended December 31, 2013. This was the third year the Library had prepared a CAFR, and the third year it has achieved this prestigious award. In order to be awarded a Certificate of Achievement, a government has to publish an easily readable and efficiently organized CAFR that satisfied both generally accepted accounting principles and applicable program requirements.

A Certificate of Achievement for Excellence in Financial Reporting is valid for a period of one year only. However, we believe that our current CAFR continues to meet the Certificate of Achievement for Excellence in Financial Reporting requirements, and we are submitting it to the GFOA to determine its eligibility for another certificate.

Acknowledgments

The preparation of this report would not have been possible without the skill, effort, and dedication of the entire staff of the Financial Services department and the Administrative staff. We wish to thank all Library departments for their assistance in providing the data necessary to prepare this report. Credit also is due to the Board of Library Trustees for their unfailing support for maintaining the highest standards of professionalism in the management of the Cleveland Public Library's finances.

The seven trustees who serve on the Board of the Cleveland Public Library give generously of their time and energy to further the Library's mission. Their careful and judicious oversight continues to guide the Library through challenging times. For their service, the Library's management is most grateful.

The citizens of Cleveland have proudly supported their public library throughout its long history. They continue to challenge us to deliver the highest levels of library service. We thank them for their support as we strive to always be worthy of their trust.

Respectfully submitted,

Carrie Krenicky

Carrie Krenicky
Chief Financial Officer/Fiscal Officer

Felton Thomas
Executive Director

CLEVELAND PUBLIC LIBRARY

LIST OF PRINCIPAL OFFICIALS
as of December 31, 2014

BOARD OF LIBRARY TRUSTEES

Thomas D. Corrigan	President
Maritza Rodriguez	Vice President
Alan Seifullah	Secretary
Alice G. Butts	Member
John M. Hairston	Member
Anthony T. Parker	Member
Rick Werner	Member

ADMINISTRATIVE STAFF

Felton Thomas	Executive Director/Chief Executive Officer
Cindy Lombardo	Deputy Director/Chief Operations Officer
Carrie Krenicky	Chief Financial Officer/Fiscal Officer
Joyce Dodrill	Chief Legal Officer
Timothy Diamond	Chief Information Officer
John Skrtic	Director of Public Services
Patricia Lowrey	Director of Technical Services
Madeline Corchado	Director of Human Resources
Myron Scruggs	Director of Property Management
Larry Finnegan	Acting Director of Information Technology (1)
Hilary Prisbylla	Acting Director of CLEVNET (1)
Cathy Poilpré	Director of Marketing & Communications

(1) Upon the Chief Technology Officer's resignation on August 1, 2014, the position's responsibilities are split between two managers in the IT/CLEVNET Department.

CLEVELAND PUBLIC LIBRARY

ORGANIZATIONAL CHART

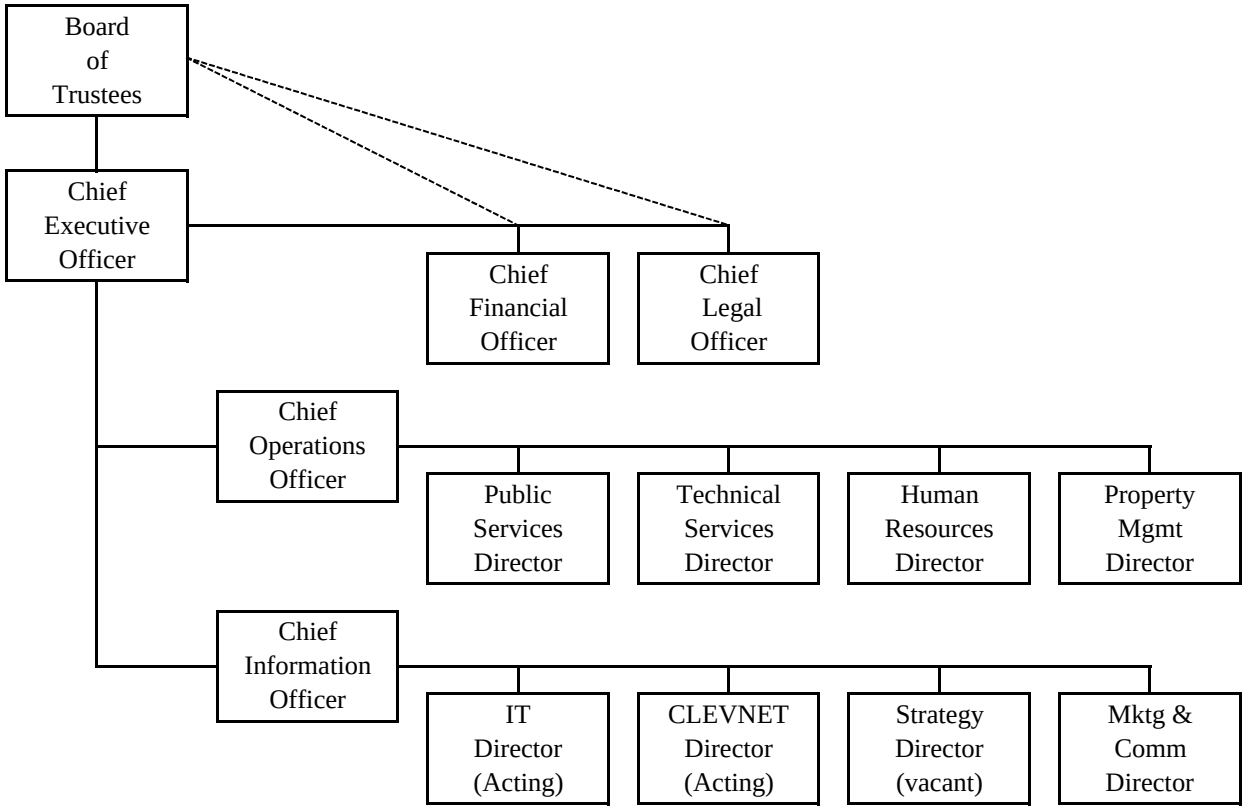

Government Finance Officers Association

Certificate of Achievement for Excellence in Financial Reporting

Presented to

Cleveland Public Library

Ohio

For its Comprehensive Annual
Financial Report
for the Fiscal Year Ended

December 31, 2013



Executive Director/CEO

(This page intentionally left blank)

FINANCIAL SECTION

Independent Auditor's Report

Cleveland Public Library
Cuyahoga County
325 Superior Avenue
Cleveland, Ohio 44114

To the Board of Trustees:

Report on the Financial Statements

We have audited the accompanying financial statements of the governmental activities, each major fund, and the aggregate remaining fund information of Cleveland Public Library, Cuyahoga County, Ohio (the Library), as of and for the year ended December 31, 2014, and the related notes to the financial statements, which collectively comprise the Library's basic financial statements as listed in the table of contents.

Management's Responsibility for the Financial Statements

Management is responsible for preparing and fairly presenting these financial statements in accordance with accounting principles generally accepted in the United States of America; this includes designing, implementing, and maintaining internal control relevant to preparing and fairly presenting financial statements that are free from material misstatement, whether due to fraud or error.

Auditor's Responsibility

Our responsibility is to opine on these financial statements based on our audit. We audited in accordance with auditing standards generally accepted in the United States of America and the financial audit standards in the Comptroller General of the United States' *Government Auditing Standards*. Those standards require us to plan and perform the audit to reasonably assure the financial statements are free from material misstatement.

An audit requires obtaining evidence about financial statement amounts and disclosures. The procedures selected depend on our judgment, including assessing the risks of material financial statement misstatement, whether due to fraud or error. In assessing those risks, we consider internal control relevant to the Library's preparation and fair presentation of the financial statements in order to design audit procedures that are appropriate in the circumstances, but not to the extent needed to opine on the effectiveness of the Library's internal control. Accordingly, we express no opinion. An audit also includes evaluating the appropriateness of management's accounting policies and the reasonableness of their significant accounting estimates, as well as our evaluation of the overall financial statement presentation.

We believe the audit evidence we obtained is sufficient and appropriate to support our audit opinions.

Opinion

In our opinion, the financial statements referred to above present fairly, in all material respects, the respective financial position of the governmental activities, each major fund, and the aggregate remaining fund information of Cleveland Public Library, Cuyahoga County, Ohio, as of December 31, 2014, and the respective changes in financial position thereof and the budgetary comparison for the General Fund for the year then ended in accordance with the accounting principles generally accepted in the United States of America.

Other Matters

Required Supplementary Information

Accounting principles generally accepted in the United States of America require this presentation to include *Management's discussion and analysis*, listed in the table of contents, to supplement the basic financial statements. Although this information is not part of the basic financial statements, the Governmental Accounting Standards Board considers it essential for placing the basic financial statements in an appropriate operational, economic, or historical context. We applied certain limited procedures to the required supplementary information in accordance with auditing standards generally accepted in the United States of America, consisting of inquiries of management about the methods of preparing the information and comparing the information for consistency with management's responses to our inquiries, to the basic financial statements, and other knowledge we obtained during our audit of the basic financial statements. We do not opine or provide any assurance on the information because the limited procedures do not provide us with sufficient evidence to opine or provide any other assurance.

Supplementary and Other Information

Our audit was conducted to opine on the Library's basic financial statements taken as a whole.

The introductory section, the financial section's combining statements, individual fund statements and schedules, and the statistical section information present additional analysis and are not a required part of the basic financial statements.

The statements and schedules are management's responsibility, and derive from and relate directly to the underlying accounting and other records used to prepare the basic financial statements. We subjected these statements and schedules to the auditing procedures we applied to the basic financial statements. We also applied certain additional procedures, including comparing and reconciling statements and schedules directly to the underlying accounting and other records used to prepare the basic financial statements or to the basic financial statements themselves in accordance with auditing standards generally accepted in the United States of America. In our opinion, these statements and schedules are fairly stated in all material respects in relation to the basic financial statements taken as a whole.

We did not subject the introductory section and statistical section information to the auditing procedures applied in the audit of the basic financial statements and, accordingly, we express no opinion or any other assurance on them.

Other Reporting Required by Government Auditing Standards

In accordance with *Government Auditing Standards*, we have also issued our report dated June 17, 2015, on our consideration of the Library's internal control over financial reporting and our tests of its compliance with certain provisions of laws, regulations, contracts and grant agreements and other matters. That report describes the scope of our internal control testing over financial reporting and compliance, and the results of that testing, and does not opine on internal control over financial reporting or on compliance. That report is an integral part of an audit performed in accordance with *Government Auditing Standards* in considering the Library's internal control over financial reporting and compliance.

Balestra, Harr & Scherer, CPAs

Balestra, Harr & Scherer, CPAs, Inc.
Worthington, Ohio
June 17, 2015

The Discussion and Analysis of the Cleveland Public Library's (the "Library") financial performance provides an overall review of the Library's financial activities for the year ended December 31, 2014. The intent of this discussion and analysis is to look at the Library's financial performance as a whole. Readers should also review the basic financial statements and the notes to the basic financial statements to enhance their understanding of the Library's financial performance.

Financial Highlights

Key financial highlights for 2014 are:

Total assets increased by $433,417 or a .2 percent increase over 2013. This increase was mainly due to the property tax receivable and the intergovernmental receivable for the tangible personal property tax replacement payment program.

Total liabilities decreased by $664,744 or a 10.4 percent decrease from 2013. This decrease was primarily due to reduced long-term liabilities, due in more than one year, from compensated absence liabilities as staff retirements have directly translated to a reduced number of employees combined with decreased payout rules, thus reduced associated liabilities.

Total deferred inflows of resources decreased by $445,379 or 1.9 percent. This decrease was due to the certified property tax for tax year 2014, for collection during 2015. Although the total tax valuation increased, and is rebounding from the decreased property tax valuations as Cuyahoga County undertook its formal reappraisal in 2012, the collection rate percentage has decreased.

Total net position increased from 2013. This increase was mainly in unrestricted net position of governmental activities.

Net capital assets have declined as depreciation, along with disposals, outpaced new investments in capital assets.

At the close of the 2014, the Cleveland Public Library's governmental funds reported combined fund balances of $69,141,706, an increase of $392,003 in comparison with the prior year. Approximately 33 percent of this amount ($22,673,092) is available for spending at the Library's discretion (*unassigned fund balance*).

At the end of 2014, unrestricted fund balance (the total of the *committed, assigned* and *unassigned* components of *fund balance*) for the general fund was $32,310,212, or approximately 60.6 percent of total general fund expenditures.

Using These Basic Financial Statements

This annual report consists of a series of financial statements and notes to those statements. These statements are prepared and organized so the reader can understand the Cleveland Public Library as a financial whole or as an entire operating entity. The statements proceed to provide an increasingly detailed look at our specific financial condition.

The Statement of Net Position and Statement of Activities provide information about the activities of the whole Library, presenting both an aggregate view of the Library's finances and a longer-term view of those assets. Major fund financial statements provide the next level of detail. For governmental funds, these

statements tell how services were financed in the short term as well as what dollars remain for future spending. The fund financial statements also look at the Library's most significant funds with all other non-major funds presented in total in one column.

Reporting the Library as a Whole

Statement of Net Position and Statement of Activities

While this document contains information about the funds used by the Library to provide services to our citizens, the view of the Library as a whole looks at all financial transactions and asks the question, "How did the Library do financially during 2014?" The Statement of Net Position and the Statement of Activities answer this question. These statements include all assets and deferred outflows of resources and liabilities and deferred inflows of resources using the accrual basis of accounting similar to the accounting method used by the private sector. The accrual basis of accounting takes into account all of the current year's revenues and expenses regardless of when the cash is received or paid.

These two statements report the Library's net position and the changes in its position. The change in net position is important because it tells the reader whether, for the Library as a whole, the financial position of the Library has improved or diminished. However, in evaluating the overall position of the Library, non-financial information such as changes in the Library's tax base and the condition of the Library's capital assets will also need to be evaluated. The Statement of Net Position and the Statement of Activities are divided into the following categories:

Assets
Liabilities
Deferred Inflows of Resources
Net Position (Assets minus Liabilities minus Deferred Inflows of Resources)
Program Revenue and Expenses
General Revenues
Net Position Beginning of Year and Year's End

Reporting the Cleveland Public Library's Most Significant Funds

Fund Financial Statements

The presentation of the Library's major funds begins on page 15. Fund financial reports provide detailed information about the Library's major funds based on the restrictions on the use of monies. The Library has established many funds that account for the multitude of services and facilities provided for our patrons. However, these fund financial statements focus on the Library's most significant funds. In the case of the Library, the major funds are the general fund and the building and repair capital projects fund**.**

Government Funds

All of the Library's activities are reported in the governmental funds focusing on how money flows into and out of those funds and the balances left at year-end available for spending in future periods. Governmental funds are reported using an accounting method called modified accrual accounting, which measures cash and all other financial assets that are expected to be readily converted to cash. The governmental fund statements provide a detailed short-term view of the Library's general operations and the basic services it provides. Governmental fund information helps you determine whether there are more

or fewer financial resources that can be spent in the near future on services provided to our residents. The relationship (or differences) between governmental activities (reported in the Statement of Net Position and the Statement of Activities) and governmental funds is reconciled in the financial statements.

The Library as a Whole

The Statement of Net Position looks at the Library as a whole. Table 1 provides a summary of the Library's net position for 2014 compared to 2013.

Table 1
Net Position

	Governmental Activities		
	2014	2013	Change
Assets			
Current and Other Assets	$127,514,241	$124,032,908	$3,481,333
Capital Assets, Net	89,693,598	92,741,514	(3,047,916)
Total Assets	217,207,839	216,774,422	433,417
Liabilities			
Current and Other Liabilities	4,417,991	4,132,373	285,618
Long-Term Liabilities:			
Due Within One Year	109,888	94,882	15,006
Due In More Than One Year	1,214,212	2,179,580	(965,368)
Total Liabilities	5,742,091	6,406,835	(664,744)
Deferred Inflows of Resources			
Property Taxes	23,125,824	23,571,203	(445,379)
Net Position			
Net Investment in Capital Assets	89,206,483	91,848,752	(2,642,269)
Restricted	14,542,182	13,526,515	1,015,667
Unrestricted	84,591,259	81,421,117	3,170,142
Total Net Position	$188,339,924	$186,796,384	$1,543,540

The decrease in capital assets is due to the annual depreciation along with disposals of capital assets exceeding the investment in new assets. The long-term liabilities decrease is due to staff retirements that have directly translated to a reduced number of employees combined with decreased payout rules. Net position unrestricted has increased mainly due to the excess of revenues over expenses.

Table 2 shows the changes in net position for the years ended December 31, 2014 and December 31, 2013.

Table 2
Changes in Net Position

	Governmental Activities		
	2014	2013	Change
Revenues			
Program Revenues:			
Charges for Services	$3,769,638	$3,437,948	$331,690
Operating Grants, Contributions and Interest	4,265,153	5,663,652	(1,398,499)
Capital Grants and Contributions	189,751	50,000	139,751
Total Program Revenues	8,224,542	9,151,600	(927,058)
General Revenues:			
Property and Other Taxes	27,151,087	22,311,584	4,839,503
Grants and Entitlements	25,843,274	23,898,031	1,945,243
Investment Earnings	241,905	150,389	91,516
Gain on Sale of Capital Assets	1,000	7,413	(6,413)
Miscellaneous	734,803	778,257	(43,454)
Total General Revenues	53,972,069	47,145,674	6,826,395
Total Revenues	62,196,611	56,297,274	5,899,337
Program Expenses			
Administration and Support	22,543,315	21,376,607	(1,166,708)
Public Services	38,109,756	39,240,774	1,131,018
Total Expenses	60,653,071	60,617,381	(35,690)
Increase (Decrease) in Net Position	1,543,540	(4,320,107)	5,863,647
Net Position Beginning of Year	186,796,384	191,116,491	(4,320,107)
Net Position End of Year	$188,339,924	$186,796,384	$1,543,540

Graph 1
Revenues and Expenses
(In Millions)

	2014	2013
Revenues	$62.2	$56.3
Expenses	60.7	60.6

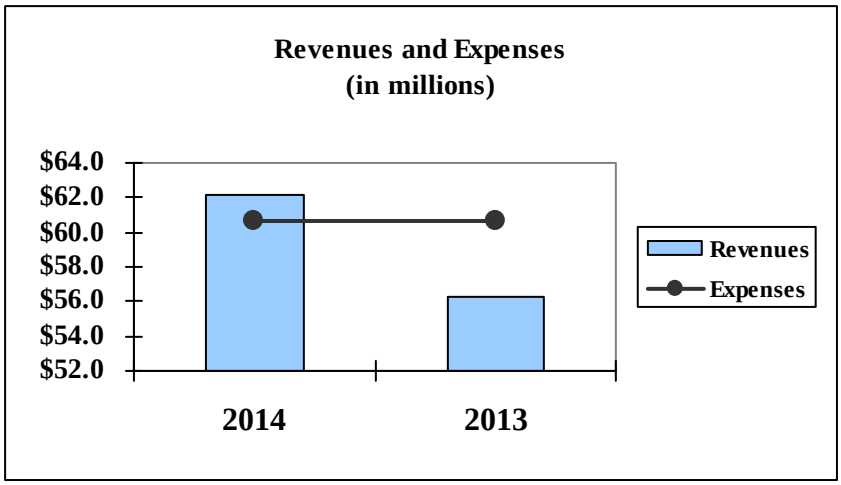

GOVERNMENTAL ACTIVITIES

For the most part, administration and support expenses are underwritten by the general revenues of the Library, rather than program revenues except for the usage and processing fees received by Cleveland Public Library for automated library services provided to the 43 contracting CLEVNET libraries spread over twelve counties in northern Ohio. Like the administration and support expenses, the public services expenses are also mainly supported by the general revenues of the Library. However, the Library has been successful in being awarded a number of grants to help support the free and equitable access to programming and services.

General revenues from property and other taxes increased by $4,839,503 during 2014 specifically related to delinquent property taxes due. 2014 was the first year of five collection years of the 5.8 mil replacement levy approved by voters on November 5, 2013. General revenues from grants and entitlements increased by $1,945,243 during 2014 due primarily to the suspension of the phase-out of the tangible personal property tax replacement program.

Table 3 presents a summary for governmental activities, the total cost of services and the net cost of providing those services for the years ending December 31, 2014, and December 31, 2013. The total cost of services associated with public services in 2014 is 62.8 percent of total costs, below 2013's 64.7 percent.

Table 3
Governmental Activities

	Total Cost of Services 2014	Net Cost of Services 2014	Total Cost of Services 2013	Net Cost of Services 2013
Administration and Support	$22,543,315	($19,084,928)	$21,376,607	($18,223,883)
Public Services	38,109,756	(33,343,601)	39,240,774	(33,241,898)
Total	$60,653,071	($52,428,529)	$60,617,381	($51,465,781)

The Library's Funds

Information about the Library's governmental funds begins on page 15. These funds are accounted for by using the modified accrual basis of accounting. All governmental funds had total revenues of $58,946,520 and expenditures of $58,555,517. The general fund had an unassigned fund balance at year-end of $22,892,279 compared to annual expenditures of $53,291,482. The most significant decrease in general fund revenues came from intergovernmental revenues which decreased in 2014 by $644,052. The building and repair fund had an increase in fund balance due to the transfer in from the general fund for capital projects, technology, and other assets, and for repairs, improvements and maintenance of library facilities.

General Fund Budgeting Highlights

The Library's budget is prepared according to provisions of the Ohio Administrative Code based on accounting for certain transactions on a basis of cash receipts, disbursements, and encumbrances. The most significant budgeted fund is the general fund. The original budgeted revenues were $52,298,341 and the final budgeted amount was $52,516,671. This $218,330 net increase was due intergovernmental and charges for services resources based on actual revenue received. The original appropriations were adjusted from $61,160,117 to $61,281,459 in the final amendment due to the increase of the charges for services resources, reducing the purchased and contracted services appropriation and increasing the library materials appropriation. The Library maintained a respectable level of liquidity in the general fund by maintaining unencumbered cash at the end of the year of 41.9 percent of those revenues.

Capital Assets

Table 4
Capital Assets
(Net of Depreciation)

	Governmental Activities	
	2014	2013
Land	$2,703,596	$2,703,596
Construction in Progress	1,306,128	2,314,330
Buildings	83,815,314	86,121,379
Furniture/Equipment	523,653	531,689
Computer Equipment	771,911	514,847
Software	487,252	502,158
Vehicles	85,744	53,515
Total	$89,693,598	$92,741,514

Total capital assets for the Library as of December 31, 2014 were $89,693,598, a decrease of $3,047,916 from 2013. The most significant decrease in capital assets came in the buildings and improvements primarily due to annual depreciation of existing buildings along with disposals of capital assets exceeding the additions. See Note 8 for additional information on capital assets.

Current Financial Related Activities

The Cleveland Public Library, "The People's University," celebrated its 145th year in 2014 and we are very proud of the accomplishments that have taken place over those years. The Library's Main Library is situated on Lake Erie in the heart of Cleveland, Ohio. The Library's 27 branches and the 2 Mobile Libraries reflect one of the Library's priorities: global information in strategically convenient neighborhood locations.

The voters of the Cleveland Municipal School District, the Library's taxing district, approved on November 5, 2013 the renewal of an expiring 5.8 mills for a five year period commencing collection in 2014 for the operation and improvement of the Cleveland Public Library. As we look to the Library's 150th Anniversary in four short years, we know that we face our present and future challenges with wide community understanding that the Library is important to its citizens. As custodians of the public's trust, the people committed to us on November 5th and in response to this commitment we ensure that our libraries enrich our neighborhoods as we STEP into the future together:

Safety: Cleveland Public Library will designate its neighborhood libraries as safe places for kids and teens where they can access help and supportive resources.

Technology: Cleveland Public Library will expand access to the latest technology and instruction on how to use it.

Education: Cleveland Public Library will create new learning opportunities for young people after school with the support of friends and mentors.

Preservation: Cleveland Public Library will become a preservation center for Cleveland history where people can learn how to preserve and share their family and cultural histories.

Our commitment to our patrons has always been one of full disclosure of the financial position of the Library. We make available this report to all patrons who wish to review it.

Contacting the Library's Finance Department

This financial report is designed to provide our citizens, taxpayers, creditors and investors with a general overview of the Library's finances and show the Library's accountability for all money it receives, spends or invests. If you have any questions about this report or need financial information, contact the Chief Financial Officer, Carrie Krenicky, Cleveland Public Library, 325 Superior Avenue, Cleveland, Ohio 44114, telephone 216-623-2830. We also offer information regarding our Library on our website, which is at www.cpl.org .

(This page intentionally left blank)

Cleveland Public Library
Cuyahoga County
Statement of Net Position
December 31, 2014

	Governmental Activities
Assets	
Equity in Pooled Cash and Cash Equivalents	$68,255,283
Accrued Interest Receivable	61,168
Accounts Receivable	451,870
Intergovernmental Receivable	13,736,960
Materials and Supplies Inventory	190,975
Prepaid Items	932,848
Property and Other Taxes Receivable	43,885,137
Nondepreciable Capital Assets	4,009,724
Depreciable Capital Assets, Net	85,683,874
Total Assets	217,207,839
Liabilities	
Accounts Payable	839,708
Retainage Payable	183,187
Contracts Payable	318,928
Accrued Wages and Benefits	1,254,854
Intergovernmental Payable	922,221
Unearned Revenue	746,046
Matured Compensated Absences Payable	153,047
Long-Term Liabilities:	
Due Within One Year	109,888
Due In More Than One Year	1,214,212
Total Liabilities	5,742,091
Deferred Inflows of Resources	
Property Taxes	$23,125,824

(continued)

Cleveland Public Library
Cuyahoga County
Statement of Net Position (continued)
December 31, 2014

Net Position	
Net Investment in Capital Assets	$89,206,483
Restricted for:	
John G. White--Special Collections	
Non-Expendable	374,887
Expendable	2,331,462
Center for the Book Activities	
Non-Expendable	110,000
Expendable	214,619
Abel--Photograpy	
Non-Expendable	10,000
Expendable	283,611
Sugarman--Children's Biography Awards	
Non-Expendable	148,377
Expendable	69,697
Library for the Blind and Physically Disabled	9,300,034
Fine Arts and Special Collections	
Non-Expendable	43,754
Expendable	542,716
Youth Services/Business Departments	
Non-Expendable	5,000
Expendable	264,857
Unclaimed Funds	11,163
Floral and Plant Decorations	
Non-Expendable	76,167
Expendable	183,781
Walz Branch	
Non-Expendable	8,932
Expendable	219,557
History Department	
Non-Expendable	6,000
Expendable	41,637
Architecture	79,525
Immigration Books	108,340
Donations for Specific Library Purposes	47,963
24x7 Virtual Reference Resource Sharing Services	39,181
Other Purposes	
Non-Expendable	1,200
Expendable	19,722
Unrestricted	84,591,259
Total Net Position	$188,339,924

See accompanying notes to the basic financial statements

Cleveland Public Library
Cuyahoga County
Statement of Activities
For the Year Ended December 31, 2014

	Expenses	Program Revenues: Charges for Services	Program Revenues: Operating Grants, Contributions and Investment Earnings	Program Revenues: Capital Grants and Contributions	Net (Expense) and Changes in Net Position: Governmental Activities
Governmental Activities					
Administration and Support	$22,543,315	$3,362,720	$95,667	$0	($19,084,928)
Public Services	38,109,756	406,918	4,169,486	189,751	(33,343,601)
Totals	$60,653,071	$3,769,638	$4,265,153	$189,751	(52,428,529)
		General Revenues			
		Property and Other Taxes Levied for:			
		General Purposes			27,151,087
		Grants and Entitlements not Restricted to Specific Programs			25,843,274
		Investment Earnings			241,905
		Gain on Sale of Capital Assets			1,000
		Miscellaneous			734,803
		Total General Revenues			53,972,069
		Change in Net Position			1,543,540
		Net Position Beginning of Year			186,796,384
		Net Position End of Year			$188,339,924

See accompanying notes to the basic financial statements

Cleveland Public Library
Cuyahoga County
Balance Sheet
Governmental Funds
December 31, 2014

	General	Building and Repair	Other Governmental Funds	Total Governmental Funds
Assets				
Equity in Pooled Cash and Cash Equivalents	$31,078,194	$14,622,709	$22,543,217	$68,244,120
Restricted Assets:				
Equity in Pooled Cash and Cash Equivalents	11,163	0	0	11,163
Receivables:				
Property and Other Taxes	43,885,137	0	0	43,885,137
Accounts	343,595	0	108,275	451,870
Intergovernmental	13,736,960	0	0	13,736,960
Accrued Interest	61,168	0	0	61,168
Materials and Supplies Inventory	190,975	0	0	190,975
Interfund Receivable	95,000	0	0	95,000
Prepaid Items	886,393	0	46,455	932,848
Total Assets	$90,288,585	$14,622,709	$22,697,947	$127,609,241
Liabilities				
Accounts Payable	$719,999	$72,076	$47,633	$839,708
Retainage Payable	0	183,187	0	183,187
Contracts Payable	15,000	303,928	0	318,928
Accrued Wages and Benefits	1,215,407	0	39,447	1,254,854
Intergovernmental Payable	892,130	0	30,091	922,221
Unearned Revenue	0	0	746,046	746,046
Interfund Payable	0	0	95,000	95,000
Matured Compensated Absences Payable	144,407	0	8,640	153,047
Total Liabilities	2,986,943	559,191	966,857	4,512,991
Deferred Inflows of Resources				
Property Tax	23,125,824	0	0	23,125,824
Unavailable Revenue	30,777,075	0	51,645	30,828,720
Total Deferred Inflows of Resources	53,902,899	0	51,645	53,954,544
Fund Balances				
Nonspendable	1,088,531	0	830,772	1,919,303
Restricted	0	0	13,726,005	13,726,005
Committed	1,080,905	522,891	7,170,713	8,774,509
Assigned	8,337,028	13,540,627	171,142	22,048,797
Unassigned (Deficit)	22,892,279	0	(219,187)	22,673,092
Total Fund Balances	33,398,743	14,063,518	21,679,445	69,141,706
Total Liabilities, Deferred Inflows of Resources and Fund Balances	$90,288,585	$14,622,709	$22,697,947	$127,609,241

See accompanying notes to the basic financial statements

Cleveland Public Library
Cuyahoga County
Reconciliation of Total Governmental Fund Balances to
Net Position of Governmental Activities
December 31, 2014

Total Governmental Funds Balances		$69,141,706
Amounts reported for governmental activities in the statement of net position are different because		
Capital assets used in governmental activities are not financial resources and therefore are not reported in the funds.		89,693,598
Other long-term assets are not available to pay for current-period expenditures and therefore are reported as unavailable revenue in the funds.		
Delinquent Property and Other Taxes	20,759,313	
Intergovernmental	9,966,643	
Charges for Services	25,799	
Fines and Fees	9,275	
Donations	51,645	
Miscellaneous	16,045	
Total		30,828,720
Long-term liabilities, such as compensated absences payable, are not due and payable in the current period and therefore are not reported in the funds.		(1,324,100)
Net Position of Governmental Activities		$188,339,924

See accompanying notes to the basic financial statements

Cleveland Public Library
Cuyahoga County
Statement of Revenues, Expenditures and Changes in Fund Balances
Governmental Funds
For the Year Ended December 31, 2014

	General	Building and Repair	Other Governmental Funds	Total Governmental Funds
Revenues				
Property and Other Taxes	$25,132,257	$0	$0	$25,132,257
Fines and Fees	409,394	0	0	409,394
Charges for Services	3,361,641	0	0	3,361,641
Intergovernmental	24,653,040	189,751	1,817,764	26,660,555
Investment Earnings	241,905	0	1,631,988	1,873,893
Contributions and Donations	6,634	0	757,122	763,756
Miscellaneous	745,024	0	0	745,024
Total Revenues	54,549,895	189,751	4,206,874	58,946,520
Expenditures				
Current:				
Administration and Support	21,315,497	0	78,385	21,393,882
Public Services	31,709,102	9,556	2,635,193	34,353,851
Capital Outlay	266,883	2,499,601	41,300	2,807,784
Total Expenditures	53,291,482	2,509,157	2,754,878	58,555,517
Excess of Revenues Over (Under) Expenditures	1,258,413	(2,319,406)	1,451,996	391,003
Other Financing Sources (Uses)				
Sale of Capital Assets	1,000	0	0	1,000
Transfers In	0	3,500,000	0	3,500,000
Transfers Out	(3,500,000)	0	0	(3,500,000)
Total Other Financing Sources (Uses)	(3,499,000)	3,500,000	0	1,000
Net Change in Fund Balances	(2,240,587)	1,180,594	1,451,996	392,003
Fund Balances Beginning of Year	35,639,330	12,882,924	20,227,449	68,749,703
Fund Balances End of Year	$33,398,743	$14,063,518	$21,679,445	$69,141,706

See accompanying notes to the basic financial statements

Cleveland Public Library
Cuyahoga County
Reconciliation of the Statement of Revenues, Expenditures and Changes in Fund Balances of Governmental Funds to the Statement of Activities
For the Year Ended December 31, 2014

Net Change in Fund Balances - Total Governmental Funds		$392,003
Amounts reported for governmental activities in the statement of activities are different because		
Governmental funds report capital outlays as expenditures. However, in the statement of activities, the cost of those assets is allocated over their estimated useful lives as depreciation expense. This is the amount by which depreciation exceeded capital outlay in the current period.		
Capital Asset Additions:		
Capital Outlays	1,418,979	
Current Year Depreciation	(4,461,181)	
Total		(3,042,202)
Governmental funds only report the disposal of capital assets to the extent proceeds are received from the sale. In the statement of activities, a gain or loss is reported for each disposal.		(5,714)
Revenues in the statement of activities that do not provide current financial resources are not reported as revenues.		
Delinquent Property and Other Taxes	2,018,830	
Intergovernmental	1,190,234	
Charges for Services	1,079	
Fines and Fees	(2,476)	
Donations	51,645	
Miscellaneous	(10,221)	
Total		3,249,091
Some expenses reported in the statement of activities, such as compensated absences, do not require the use of current financial resources and therefore are not reported as expenditures.		950,362
Change in Net Position of Governmental Activities		$1,543,540

See accompanying notes to the basic financial statements

Cleveland Public Library
Cuyahoga County
Statement of Revenues, Expenditures and Changes
in Fund Balance - Budget (Non-GAAP Basis) and Actual
General Fund
For the Year Ended December 31, 2014

	Budgeted Amounts			Variance with Final Budget Positive (Negative)
	Original	Final	Actual	
Revenues				
Property and Other Taxes	$24,140,419	$24,140,419	$25,132,257	$991,838
Fines and Fees	370,000	370,000	398,988	28,988
Charges for Services	3,245,401	3,366,741	3,467,756	101,015
Intergovernmental	23,835,956	23,932,946	24,638,595	705,649
Investment Earnings	157,213	157,213	275,183	117,970
Contributions and Donations	5,000	5,000	11,127	6,127
Miscellaneous	544,352	544,352	796,642	252,290
Total Revenues	52,298,341	52,516,671	54,720,548	2,203,877
Expenditures				
Current:				
Administration and Support	24,403,004	24,130,056	23,717,300	412,756
Public Services	36,101,041	36,595,330	36,294,444	300,886
Capital Outlay	656,072	556,073	512,431	43,642
Total Expenditures	61,160,117	61,281,459	60,524,175	757,284
Excess of Revenues Under Expenditures	(8,861,776)	(8,764,788)	(5,803,627)	2,961,161
Other Financing Sources (Uses)				
Sale of Capital Assets	0	0	1,000	1,000
Advances In	0	0	179,140	179,140
Advances Out	0	0	(119,500)	(119,500)
Transfers Out	0	(3,500,000)	(3,500,000)	0
Total Other Financing Sources (Uses)	0	(3,500,000)	(3,439,360)	60,640
Net Change in Fund Balance	(8,861,776)	(12,264,788)	(9,242,987)	3,021,801
Fund Balance Beginning of Year	25,189,288	25,189,288	25,189,288	0
Prior Year Encumbrances Appropriated	6,974,063	6,974,063	6,974,063	0
Fund Balance End of Year	$23,301,575	$19,898,563	$22,920,364	$3,021,801

See accompanying notes to the basic financial statements

Note 1 – Description of Library and Reporting Entity

The Cleveland Public Library (the "Library") is organized as a school district public library under the laws of the State of Ohio. The Library has its own Board of Library Trustees of seven members who are appointed by the Cleveland Municipal School District Board of Education. Appointments are for seven-year terms and members serve without compensation. Under Ohio statutes, the Library is a body politic and corporate, capable of suing and being sued, contracting, acquiring, holding, possessing and disposing of real property and exercising such other powers and privileges conferred upon it by law. The Library also determines and operates under its own budget. Control and management of the Library is governed by Sections 3375.33 to 3375.39 of the *Ohio Revised Code* with the administration of the day-to-day operations of the Library being the responsibility of the Director and financial accountability being solely that of the Fiscal Officer.

The Library is fiscally independent of the Cleveland Municipal School District Board of Education, although the Cleveland Municipal School District Board of Education serves in a ministerial capacity as the taxing authority for the Library and issues all tax related debt on behalf of the Library. The determination to request approval of a tax levy and the role and purpose(s) of the levy, are discretionary decisions made solely by the Board of Library Trustees. Once those decisions are made, the Cleveland Municipal School District Board of Education must put the levy on the ballot. There is no potential for the Library to provide a financial benefit to or impose a financial burden on the Cleveland Municipal School District Board of Education.

Under the provisions of Statement No. 14 of the Governmental Accounting Standards Board, “The Financial Reporting Entity”, the Library is considered to be a related organization of the Board of Education. Management has considered all potential component units. The decision to include a potential component unit in the reporting entity is made by applying the criteria set forth in generally accepted accounting principles (GAAP). Based upon the application of these criteria, management does not believe the Library has any potential component unit that should be included as part of the Library’s reporting entity.

The Library’s management believes these financial statements present all activities for which the Library is financially accountable.

Note 2 – Summary of Significant Accounting Policies

The financial statements of the Library have been prepared in conformity with generally accepted accounting principles (GAAP) as applied to governmental units. The Governmental Accounting Standards Board (GASB) is the accepted standard-setting body for establishing governmental accounting and financial reporting principles. The more significant of the Library's accounting policies are described below.

Basis of Presentation

The Library’s basic financial statements consist of government-wide statements, including a statement of net position and a statement of activities, and fund financial statements, which provide a more detailed level of financial information.

Government-wide Financial Statements The statement of net position and the statement of activities display information about the Library as a whole.

The statement of net position presents the financial condition of the governmental activities of the Library at year-end. The statement of activities presents a comparison between direct expenses and program revenues for each program or function of the Library's governmental activities. Direct expenses are those that are specifically associated with a service, program or department and therefore clearly identifiable to a particular function. Program revenues include charges paid by the recipient of the goods or services offered by the program, grants and contributions that are restricted to meeting the operational or capital requirements of a particular program. Program revenues also include interest earned on grants and endowments that is required to be used to support a particular program. Revenues which are not classified as program revenues are presented as general revenues of the Library, with certain limited exceptions. The comparison of direct expenses with program revenues identifies the extent to which each governmental program is self-financing or draws from the general revenues of the Library.

Fund Financial Statements During the year, the Library segregates transactions related to certain Library functions or activities in separate funds in order to aid financial management and to demonstrate legal compliance. Fund financial statements are designed to present financial information of the Library at this more detailed level. The focus of governmental fund financial statements is on major funds. Each major fund is presented in a separate column. Nonmajor funds are aggregated and presented in a single column.

Fund Accounting

The Library uses funds to maintain its financial records during the year. A fund is defined as a fiscal and accounting entity with a self balancing set of accounts. All of the Library's funds are classified as governmental.

Governmental Funds Governmental funds are those through which most governmental functions are financed. Governmental fund reporting focuses on the sources, uses and balances of current financial resources. Expendable assets are assigned to the various governmental funds according to the purposes for which they may or must be used. Current liabilities are assigned to the fund from which they will be paid. The difference between governmental fund assets and deferred outflows of resources and liabilities and deferred inflows of resources is reported as fund balance. The following are the Library's major governmental funds:

> ***General Fund*** The general fund accounts for and reports all financial resources except those required to be accounted for and reported in another fund. The general fund balance is available to the Library for any purpose provided it is expended or transferred according to the provisions of the Ohio Revised Code.
>
> ***Building and Repair Fund*** The building and repair fund accounts for specific purposes imposed by formal action (resolution) of the Library's Board of Trustees that are committed and for assigned monies set aside by the Board of Library Trustees specifically for major capital and technology improvements and other capital assets that include the renovation and construction of the Library's branches.

The other governmental funds of the Library account for grants and other resources whose uses are restricted, committed, or assigned to a particular purpose.

Measurement Focus

Government-wide Financial Statements The government-wide financial statements are prepared using a flow of economic resources measurement focus. All assets, all liabilities and all deferred inflows of resources associated with the operation of the Library are included on the Statement of Net Position. The Statement of Activities presents increases (e.g. revenues) and decreases (e.g. expenses) in total net position.

Fund Financial Statements All governmental funds are accounted for using a flow of current financial resources measurement focus. With this measurement focus, only current assets and deferred outflows of resources and current liabilities and deferred inflows of resources generally are included on the balance sheet. The statement of revenues, expenditures and changes in fund balances reports on the sources (i.e., revenues and other financing sources) and uses (i.e., expenditures and other financing uses) of current financial resources. This approach differs from the manner in which the governmental activities of the government-wide financial statements are prepared. Governmental fund financial statements therefore include a reconciliation with brief explanations to better identify the relationship between the government-wide statements and the statements for governmental funds.

Basis of Accounting

Basis of accounting determines when transactions are recorded in the financial records and reported on the financial statements. Government-wide financial statements are prepared using the accrual basis of accounting. Governmental funds use the modified accrual basis of accounting. Differences in the accrual and modified accrual basis of accounting arise in the recognition of revenue, the recording of deferred inflows/outflows of resources and in the presentation of expenses versus expenditures.

Revenues - Exchange and Nonexchange Transactions Revenue resulting from exchange transactions, in which each party gives and receives essentially equal value, is recorded on the accrual basis when the exchange takes place. On a modified accrual basis, revenue is recorded in the year in which the resources are measurable and become available. Available means that the resources will be collected within the current year or are expected to be collected soon enough thereafter to be used to pay liabilities of the current year. For the Library, available means expected to be received within sixty days of year-end.

Nonexchange transactions, in which the Library receives value without directly giving equal value in return, include property and other taxes, Public Library Fund payments (PLF), grants, entitlements and donations. Revenue from property taxes is recognized in the year for which the taxes are levied (See Note 5). Revenue from PLF payments, grants, entitlements and donations is recognized in the year in which all eligibility requirements have been satisfied. Eligibility requirements include timing requirements, which specify the year when the resources are required to be used or the year when use is first permitted, matching requirements, in which the Library must provide local resources to be used for a specified purpose, and expenditure requirements, in which the resources are provided to the Library on a reimbursement basis. On the modified accrual basis, revenue from nonexchange transactions must also be available before it can be recognized.

Under the modified accrual basis, the following revenue sources are considered to be both measurable and available at year-end: interest, grants, entitlements and rentals.

Unearned Revenue Unearned revenue arises when assets are recognized before revenue recognition criteria have been satisfied. The Library recognizes unearned revenue for intergovernmental revenue from grants received before the eligibility requirements are met.

Deferred Outflows/Inflows of Resources In addition to assets, the statements of financial position will sometimes report a separate section for deferred outflows of resources. Deferred outflows of resources represent a consumption of net position that applies to a future period and will not be recognized as an outflow of resources (expense/expenditure) until then.

In addition to liabilities, the statements of financial position report a separate section for deferred inflows of resources. Deferred inflows of resources represent an acquisition of net position that applies to a future period and will not be recognized as an inflow of resources (revenue) until that time. For the Library, deferred inflows of resources include property taxes and unavailable revenue. Property taxes represent amounts for which there is an enforceable legal claim as of December 31, 2014, but which were levied to finance 2015 operations. These amounts have been recorded as a deferred inflow on both the government-wide statement of net position and the governmental fund financial statements. Unavailable revenue is reported only on the governmental funds balance sheet, and represents receivables which will not be collected within the available period. For the Library, unavailable revenue includes Public Library Fund (PLF) payments, homestead/rollback reimbursements, delinquent property taxes, commercial activity taxes, and miscellaneous revenue. These amounts are deferred and recognized as an inflow of resources in the period the amounts become available.

Expenses/Expenditures On the accrual basis of accounting, expenses are recognized at the time they are incurred.

The measurement focus of governmental fund accounting is on decreases in net financial resources (expenditures) rather than expenses. Expenditures are generally recognized in the accounting period in which the related fund liability is incurred, if measurable. Allocations of cost, such as depreciation and amortization, are not recognized in governmental funds.

Cash and Cash Equivalents

To improve cash management, cash received by the Library is pooled. Monies for all funds are maintained in this pool. Individual fund integrity is maintained through Library records. Interest in the pool is presented as "equity in pooled cash and cash equivalents".

During 2014, investments were limited to federal home loan bank bonds, STAR Ohio, money market/principal cash, money market mutual fund, common and convertible preferred stock, federal national mortgage association notes, federal home loan mortgage corporation notes and bonds, corporate bonds, United States treasury notes, agency bonds and federal farm credit bank bonds.

STAR Ohio is an investment pool managed by the State Treasurer's Office that allows governments within the State to pool their funds for investment purposes. STAR Ohio is not registered with the SEC as an investment company, but does operate in a manner consistent with Rule 2a7 of the Investment Company Act of 1940. Investments in STAR Ohio are valued at STAR Ohio's net asset value per share which is the price the investment could be sold for on December 31, 2014.

Interest and dividends earned on all funds when the use of such earnings are not restricted by law are recorded in the general fund except investment earnings attributable to endowment fund balances which are recorded in the endowment funds, a subset of funds classified as either special revenue funds or

permanent funds. Investment gains credited to investment earnings on behalf of the endowment funds during 2014 amounted to $1,631,988.

Investments are reported at fair market value, which is based on quoted market prices. The fair value of the money market mutual fund is determined by the fund's share price at December 31, 2014. Gains (or losses) to fair market value are booked annually as "Investment Earnings".

Following Ohio statutes, the Board has, by resolution, identified the funds to receive an allocation of interest. Interest revenue credited to the general fund during 2014 amounted to $241,905, which includes $79,167 assigned from other Library funds.

Investments with original maturities of three months or less at the time they are purchased and investments of the cash management pool are presented on the financial statements as cash equivalents.

Inventory

Inventories are presented at cost on a first-in, first-out basis and are expended/expensed when used. Inventory consists of expendable supplies held for consumption.

Prepaid Items

Payments made to vendors for services that will benefit periods beyond December 31, 2014 are recorded as prepaid items using the consumption method by recording a current asset for the prepaid amount and reflecting the expenditure/expense in the year in which services are consumed.

Restricted Assets

Assets are reported as restricted when limitations on their use change in nature or normal understanding of the availability of the asset. Such constraints are either externally imposed by creditors, contributors, grantors, or laws of other governments or imposed by law through constitutional provisions. Restricted assets in the general fund represent money set aside for unclaimed funds.

Capital Assets

The Library's only capital assets are general capital assets. General capital assets are capital assets that are associated with and generally arise from governmental activities. They generally result from expenditures in the governmental funds. General capital assets are reported in the governmental activities column of the government-wide statement of net position but are not reported in the fund financial statements.

All capital assets are capitalized at cost (or estimated historical cost) and updated for additions and retirements during the year. Donated capital assets are recorded at their fair market values as of the date received. The Library maintains capitalization thresholds as displayed in the following table. Improvements are capitalized; the costs of normal maintenance and repairs that do not add to the value of the asset or materially extend an asset's life are not.

Description	Capitalization Thresholds
Land	All Land Acquisitions
Construction in Progress	All Major Projects Not Completed By Year-end
Buildings/Improvements	$100,000
Movable Assets	$ 5,000
Software/Other Intangibles	$ 5,000

All capital assets are depreciated and amortized except for land and construction in progress. Improvements are depreciated over the remaining useful lives of the related capital assets. Depreciation and amortization is computed using the straight-line method over the following useful lives:

Buildings/Improvements	15 - 40 Years
Furniture/Equipment	5 - 25 Years
Computers	5 - 25 Years
Software	5 - 25 Years
Vehicles	5 Years

Inexhaustible Collections and Books

Collections (works of art and historical artifacts, for example) meet the definition of a capital asset and normally should be reported in the financial statements. GASB Statement No. 34 does not require capitalization of collections that meet all of the following criteria: 1) the collection is held for reasons other than financial gain, 2) the collection is protected, kept unencumbered, cared for, and preserved, and 3) the collection is subject to an organizational policy requiring that the proceeds from sales of collection items be used to acquire other items for the collections. Because the Library's inexhaustible collections, including research books and other rare library materials, meet the above requirements, the Library has not capitalized them. Other library materials used in the circulating collections have not been capitalized because their estimated useful lives or values are less than the Library's capitalization threshold.

Compensated Absences

Vacation benefits are accrued as a liability as the benefits are earned if the employees' rights to receive compensation are attributable to services already rendered and it is probable that the employer will compensate the employees for the benefits through paid time off or some other means. The Library records a liability for all accumulated unused vacation time when earned for all employees with more than six months of service. Accumulated but unused vacation time will be paid for upon termination of employment, provided the employee has worked six months or more.

Sick leave benefits are accrued as a liability using the termination method. An accrual for earned sick leave is made to the extent that it is probable that benefits will result in termination payments. The liability is an estimate based on the Library's past experience of making termination payments. The amount is based on accumulated sick leave and employee wage rates at year-end, taking into consideration any limits specified in the Library's termination policy. The Library's termination policy allowed for payment of unused sick time at the time of retirement, as governed by the provisions of the Ohio Public Employees Retirement System through June 30, 2014, for employees who have ten (10) years of service or more on their retirement date. From January 1, 2014 through December 31, 2014, the termination policy capped unused sick hours to five hundred (500) hours and is paid out at twenty five percent (25%) at the time of retirement.

The entire compensated absences liability is reported on the government-wide financial statements.

On the governmental fund financial statements, compensated absences are recognized as liabilities and expenditures to the extent payments came due each period upon the occurrence of employee resignations and retirements. These amounts are recorded in the account "matured compensated absences payable" in the funds from which the employee who have resigned or retired will be paid.

Accrued Liabilities and Long-term Obligations

All payables, accrued liabilities and long-term obligations are reported in the government-wide financial statements.

In general, governmental fund payables and accrued liabilities that, once incurred, are paid in a timely manner and in full, from current financial resources, are reported as obligations of the funds. However, claims and judgments and compensated absences that will be paid from governmental funds are reported as a liability in the fund financial statements only to the extent that they are due for payment during the current year.

Fund Balance

Fund balance is divided into five classifications based primarily on the extent to which the Library is bound to observe constraints imposed upon the use of the resources in the governmental funds. The classifications are as follows:

Nonspendable: The nonspendable fund balance classification includes amounts that cannot be spent because they are not in spendable form, or are legally or contractually required to be maintained intact. The "not in spendable form" criterion includes items that are not expected to be converted to cash.

Restricted: Fund balance is reported as restricted when constraints placed on the use of resources are either externally imposed by creditors (such as through debt covenants), grantors, contributors, or laws or regulations of other governments; or are imposed by law through constitutional provisions.

Committed: The committed fund balance classification includes amounts that can be used only for the specific purposes imposed by formal action (resolution) of the Library's Board of Trustees. Those committed amounts cannot be used for any other purpose unless the Board of Trustees removes or changes the specified use by taking the same type of action (resolution) it employed to previously commit those amounts. Committed fund balance also incorporates contractual obligations to the extent that existing resources in the fund have been specifically committed for use in satisfying those contractual requirements.

Assigned: Amounts in the assigned fund balance classification are intended to be used by the Library for specific purposes but do not meet the criteria to be classified as restricted or committed. In governmental funds other than the general fund, assigned fund balance represents the remaining amount that is not restricted or committed. These amounts are assigned by the Library Board of Trustees. In the general fund, assigned amounts represent intended uses established by the Library Board of Trustees or a Library official delegated that authority by resolution or by State statute. State statute authorizes the Chief Financial Officer to assign fund balance for purchases on order provided such amounts have been lawfully appropriated. The Library Board of Trustees adopted a fund balance policy authorizing the Chief Financial Officer to assign fund balance for purchases on order by the character or major category of the object code for the general fund, which includes salaries and benefits, supplies, purchased/contracted services, library materials, capital outlay and other.

The Library Board of Trustees assigned fund balance to cover a gap between estimated revenue and appropriations for 2015's spending.

Unassigned: Unassigned fund balance is the residual classification for the general fund and includes all spendable amounts not contained in the other classifications. In other governmental funds, the unassigned classification is used only to report a deficit balance.

The Library applies restricted resources first when expenditures are incurred for purposes for which either restricted or unrestricted (committed, assigned, and unassigned) amounts are available. Similarly, within unrestricted fund balance, committed amounts are reduced first followed by assigned, and then unassigned amounts when expenditures are incurred for purposes for which amounts in any of the unrestricted fund balance classifications could be used.

Net Position

Net position represents the difference between all other elements in a statement of financial position. Net investment in capital assets consists of capital assets, net of accumulated depreciation, reduced by the outstanding balances of any borrowing used for the acquisition, construction or improvement of those assets. Net position is reported as restricted when there are limitations imposed on their use either through constitutional provisions or through external restrictions imposed by creditors, grantors or laws or regulations of other governments. Net position restricted for other purposes include resources restricted for grant-designated activities and specific library collections.

The Library applies restricted resources when an expense is incurred for purposes for which both restricted and unrestricted net position is available.

Interfund Balances

On fund financial statements, outstanding interfund loans and unpaid amounts for interfund services are reported as "interfund receivables/payables". Interfund balance amounts are eliminated in the statement of net position.

Internal Activity

Transfers between governmental activities are eliminated on the government-wide financial statements. Internal events that are allocations of overhead expenses from one function to another or within the same function are eliminated on the Statement of Activities. Interfund payments for services provided and used are not eliminated.

Internal allocations of overhead expenses from one function to another or within the same function are eliminated on the statement of activities. Payments for interfund services provided and used are not eliminated.

Exchange transactions between funds are reported as revenues in the seller funds and as expenditures/expenses in the purchaser funds. Flows of cash or goods from one fund to another without a requirement for repayment are reported as interfund transfers. Interfund transfers are reported as other financing sources/uses in governmental funds. Repayments from funds responsible for particular expenditures/expenses to the funds that initially paid for them are not presented on the financial statements.

Estimates

The preparation of the financial statements in conformity with generally accepted accounting principles requires management to make estimates and assumptions that affect the amounts reported in the financial statements and accompanying notes. Actual results may differ from those estimates.

Budgetary Data

All funds are legally required to be budgeted and appropriated. The budgetary process is prescribed by provisions of the Ohio Administrative Code and entails the preparation of budgetary documents within an established timetable. The Ohio Administrative Code section 117-8 does not require public libraries to budget receipts. However, sound budget practice suggests a government cannot appropriate responsibly unless they have an estimate of resources to support the appropriations. The Board of Library Trustees must annually approve appropriation measures and subsequent amendments. The major documents prepared are the tax budget, the certificate of estimated resources, and the appropriations resolution, all of which are prepared on the budgetary basis of accounting. The tax budget demonstrates a need for existing or increased tax rates.

The certificate of estimated resources establishes a limit on the amount the Board of Library Trustees may appropriate. The appropriations resolution is the Board of Library Trustees' authorization to spend resources and sets annual limits on expenditures plus encumbrances at the level of control selected by the Board of Library Trustees. The legal level of control has been established at the character or major category of the object code for the general fund. For all other funds, the legal level of control has been established at the fund level. Budgetary modifications at the legal level of control may only be made by resolution of the Board of Library Trustees.

The certificate of estimated resources may be amended during the year if projected increases or decreases in revenue are identified by the Chief Financial Officer. The amounts reported as the original budgeted amounts on the budgetary statements reflect the amounts on the certificate of estimated resources when the original appropriations were adopted. The amounts reported as the final budgeted amounts on the budgetary statements reflect the amounts on the amended certificate of estimated resources in effect at the time the final appropriations were enacted by the Board of Library Trustees.

The appropriation resolution is subject to amendment throughout the year with the restriction that appropriations cannot exceed estimated revenues by fund. The amounts reported as the original budgeted amounts reflect the first appropriation resolution for that fund that covered the entire year, including amounts automatically carried over from prior years. The amounts reported as the final budgeted amounts represent the final appropriation amounts passed by the Board of Library Trustees during the year.

Note 3 - Budgetary Basis of Accounting

While reporting financial position, results of operations, and changes in fund balance on the basis of generally accepted accounting principles (GAAP), the budgetary basis as provided by law is based upon accounting for certain transactions on a basis of cash receipts, disbursements, and encumbrances. The Statement of Revenues, Expenditures and Changes in Fund Balance - Budget (Non-GAAP Basis) and Actual for the general fund is presented on the budgetary basis to provide a meaningful comparison of actual results with the budget. The major differences between the budgetary basis and the GAAP basis are as follows:

1. Revenues are recorded when received in cash (budgetary) as opposed to when susceptible to accrual (GAAP).

2. Expenditures are recorded when paid in cash (budgetary) as opposed to when the liability is incurred (GAAP).

3. Encumbrances are treated as expenditures (budgetary) rather than as restricted, committed, or assigned (GAAP).

4. Unrecorded cash represents amounts expended but not included as expenditures on the budgetary basis operating statement. These amounts are included as expenditures on the GAAP basis operating statements.

5. Advances-In and Advances-Out are operating transactions (budget basis) as opposed to balance sheet transactions (GAAP basis).

6. Investments are reported at cost (budget basis) rather than fair value (GAAP basis).

The following table summarizes the adjustments necessary to reconcile the GAAP basis statements to the budgetary basis statements for the general fund.

	Net Change in Fund Balance
GAAP Basis	($2,240,587)
Net Adjustment for Revenue Accruals	347,484
Beginning Fair Value of Adjustment for Investments	58,701
Ending Fair Value of Adjustments for Investments	(2,900)
Beginning Unrecorded Cash	251,607
Ending Unrecorded Cash	(482,636)
Net Adjustment for Expenditure Accruals	449,161
Advances In	179,140
Advances Out	(119,500)
Adjustment for Encumbrances	(7,683,457)
Budgetary Basis	($9,242,987)

Note 4 – Deposits and Investments

State statutes classify public deposits held by the Library into three categories.

Active deposits are public deposits necessary to meet current demands on the treasury. Such monies must be maintained either as cash in the Library treasury, in commercial accounts payable or withdrawable on demand, including negotiable order of withdrawal (NOW) accounts, or in money market deposit accounts.

Inactive deposits are public deposits that the Board of Library Trustees have identified as not required for use within the current five-year period of designation of depositories. Inactive deposits must either be evidenced by certificates of deposit maturing not later than the end of the current period of

designation of depositories, or by savings or deposit accounts including, but not limited to, passbook accounts.

Interim deposits are deposits of interim monies. Interim monies are those monies which are not needed for immediate use but which will be needed before the end of the current period of designation of depositories. A list of permissible investments for interim deposits follows.

Protection of the Library's deposits is provided by the Federal Deposit Insurance Corporation (FDIC), by eligible securities pledged by the financial institution as security for repayment, by surety company bonds deposited with the Chief Financial Officer by the financial institution or by a single collateral pool established by the financial institution to secure the repayment of all public monies deposited with the institution.

Interim monies may be deposited or invested in the following securities:

1. United States Treasury Notes, Bills, Bonds, or any other obligation or security issued by the United States Treasury or any other obligation guaranteed as to principal and interest by the United States;

2. Bonds, notes, debentures, or any other obligations or securities issued by any federal government agency or instrumentality, including but not limited to, the Federal National Mortgage Association, Federal Home Loan Bank, Federal Farm Credit Bank, Federal Home Loan Mortgage Corporation, and Government National Mortgage Association. All federal agency securities shall be direct issuances of federal government agencies or instrumentalities;

3. Written repurchase agreements in the securities listed above provided that the market value of the securities subject to the repurchase agreement exceeds the principal value of the agreement by at least two percent and be marked to market daily, and that the term of the agreement must not exceed thirty days;

4. Interim deposits in the eligible institutions applying for interim monies to be evidenced by time certificates of deposit or by savings or deposit accounts, including, but not limited to, passbook accounts;

5. Bonds and other obligations of the State of Ohio;

6. No-load money market mutual funds consisting exclusively of obligations described in division (1) or (2) of this section and repurchase agreements secured by such obligations, provided that investments in securities described in this division are made only through eligible institutions;

7. The State Treasurer’s investment pool (STAR Ohio) and any other investment alternative offered to political subdivisions by the Treasurer of State;

8. Commercial paper notes issued by companies incorporated under the laws of the United States and bankers acceptances issued by any domestic bank rated in the highest category by a nationally recognized rating agency; and

9. Under limited circumstances, debt interests rated in either of the two highest rating

classifications by at least two nationally recognized rating agencies.

Investments in stripped principal or interest obligations, reverse repurchase agreements and derivatives are prohibited. The issuance of taxable notes for the purpose of arbitrage, the use of leverage and short selling are also prohibited. An investment must mature within five years from the date of purchase unless matched to a specific obligation or debt of the Library, and must be purchased with the expectation that it will be held to maturity.

Investments may only be made through specified dealers and institutions. Payment for investments may be made only upon delivery of the securities representing the investments to the Chief Financial Officer or, if the securities are not represented by certificate, upon receipt of confirmation of transfer from the custodian.

The Library, a fiduciary, having monies belonging to a trust which are to be invested, may invest those monies, except as otherwise provided by law or by the instrument creating the trust, in the following:

1. Bonds or other obligations of the United States or the State of Ohio;

2. Bonds or other interest-bearing obligations of any county, municipal corporation, school district, or other legally constituted political taxing subdivision within the State provided that the subdivision has not defaulted in the payment of the interest on any of its bonds or interest-bearing obligations for more than 120 days during the ten years immediately preceding the investment and provided that the subdivision is not, at the time of investment, in default in the payment of principal or interest on any of its bonds or other interest-bearing obligations;

3. Bonds or other interest-bearing obligations of any other state of the United States, which within 20 years prior to the making of such investment, has not defaulted for more than 90 days in the payment of principal or interest on any of its bonds or other interest-bearing obligations;

4. Any bonds issued by or for federal land banks and any debentures issued by or for federal intermediate credit banks under the "Federal Farm Loan Act of 1916" or any debentures issued by or for banks for cooperatives under the "Farm Credit Act of 1933";

5. Notes which are: (a) secured by a first mortgage on real estate held in fee and located in the State, improved by a unit designed principally for residential use for not more than four families or by a combination of such dwelling units and business property, the area designed or used for nonresidential purposes not to exceed 50 percent of the total floor area; (b) secured by a first mortgage on real estate held in fee and located in the State, improved with a building designed for residential use for more than four families or with a building used primarily for business purposes, if the unpaid principal of the notes secured by such mortgage does not exceed ten percent of the value of the estate or trust or does not exceed $5,000, whichever is greater; or (c) secured by a first mortgage on an improved farm held in fee and located in the State, provided that such mortgage requires that the buildings on the mortgaged property shall be well insured against loss by fire, and so kept, for the benefit of the mortgagee, until the debt is paid, and provided that the unpaid principal of the notes secured by the mortgage shall not exceed 50 percent of the fair value of the mortgaged real estate at the time the investment is made; except that the unpaid principal of the notes may equal 60 percent of the fair value of the mortgaged real estate at

the time the investment is made, and may be payable over a period of 15 years following the date of the investment by the fiduciary if regular installment payments are required sufficient to amortize four percent or more of the principal of the outstanding notes per annum and if the unpaid principal and interest become due and payable at the option of the holder upon any default in the payment of any installment of interest or principal upon the notes, or of taxes, assessments, or insurance premiums upon the mortgaged premises or upon the failure to cure any such default within any grace period provided therein not exceeding 90 days in duration;

6. Life, endowment, or annuity contracts of legal reserve life insurance companies and licensed by the superintendent of insurance to transact business within the State provided that the purchase of contracts authorized by this division shall be limited to executors or the successors to their power when specifically authorized by will and to guardians and trustees, which contracts may be issued on the life of a ward, a beneficiary of a trust fund, or according to a will, or upon the life of a person in whom such ward or beneficiary has an insurable interest and the contracts shall be drawn by the insuring company so that the proceeds shall be the sole property of the person whose funds are so invested;

7. Notes or bonds secured by mortgages and insured by the federal housing administrator or debentures issued by such administrator;

8. Obligations issued by a federal home loan bank created under the "Federal Home Loan Bank Act of 1932";

9. Shares and certificates or other evidences of deposits issued by a federal savings and loan association organized and incorporated under the "Home Owners' Loan Act of 1933" to the extent and only to the extent that those shares or certificates or other evidences of deposits are insured pursuant to the "Financial Institutions Reform, Recovery, and Enforcement Act of 1989";

10. Bonds issued by the home owners' loan corporation created under the "Home Owners' Loan Act of 1933";

11. Obligations issued by the national mortgage association created under the "National Housing Act";

12. Shares and certificates or other evidences of deposits issued by a domestic savings and loan association organized under the laws of the State, which association has obtained insurance accounts pursuant to the "Financial Institutions Reform, Recovery, and Enforcement Act of 1989" or as may be otherwise provided by law, only to the extent that such evidences of deposits are insured under that act;

13. Shares and certificates or other evidences of deposits issued by a domestic savings and loan association organized under the laws of the State, provided that no fiduciary may invest such deposits except with the approval of the probate court, and then in an amount not to exceed the amount which the fiduciary is permitted to invest under division (A)(12);

14. In savings accounts in, or certificates or other evidences of deposits issued by, a national bank located in the State or a state bank located in and organized under the laws of the State by depositing the funds in the bank, and such national or state bank when itself acting

in a fiduciary capacity may deposit the funds in savings accounts in, or certificates or other evidences of deposits issued by, its own savings department or any bank subsidiary corporation owned or controlled by the bank holding company that owns or controls such national or state bank; provided that no deposit shall be made by any fiduciary, individual, or corporate, unless the deposits of the depository bank are insured by the Federal Deposit Insurance Corporation (FDIC) and provided that the deposit of the funds of any one trust in any such savings accounts in, or certificates or other evidences of deposits issued by, any one bank shall not exceed the sum insured under the "Federal Deposit Insurance Corporation Act of 1933";

15. Obligations consisting of notes, bonds, debentures, or equipment trust certificates issued under an indenture, which are the direct obligations, or in the case of equipment trust certificates are secured by direct obligations, of a railroad or industrial corporation, or a corporation engaged directly and primarily in the production, transportation, distribution or sale of electricity or gas, or the operation of telephone or telegraph systems or waterworks, or in some combination of them; provided that the obligor corporation is one which is incorporated under the laws of the United States, any state, or the District of Columbia, and the obligations are rated at the time of purchase in the highest or next highest classification established by at least two standard rating services selected from a list of the standard rating services which shall be prescribed by the superintendent of financial institutions; provided that every such list shall be certified by the superintendent to the clerk of each probate court in the State, and shall continue in effect until a different list is prescribed and certified;

16. Obligations issued, assumed, or guaranteed by the international finance corporation or by the international bank for reconstruction and development, the Asian development bank, the inter-American development bank, the African development bank, or other similar development bank in which the president, as authorized by congress and on behalf of the United States, has accepted membership, provided that the obligations are rated at the time of purchase in the highest or next highest classification established by at least one standard rating service selected from a list of standard rating services which shall be prescribed by the superintendent of financial institutions;

17. Securities of any investment company, as defined in and registered under sections 3 and 8 of the "Investment Company Act of 1940" that are invested exclusively in forms of investment or in instruments that are fully collateralized by forms of investment in which the fiduciary is permitted to invest pursuant to 1 through 16 above, provided that, in addition to such forms of investments, the investment company may, for the purpose of reducing risk of loss or of stabilizing investment returns, engage in hedging transactions.

In addition to the preceding investments, a fiduciary other than a guardian may make investments in any of the following kinds and classes of securities, provided that it may be lawfully sold in Ohio and investment is made only in such securities as would be acquired by prudent persons of discretion and intelligence in such matters who are seeking a reasonable income and the preservation of their capital:

1. Securities of corporations organized and existing under the laws of the United States, the District of Columbia, of any state in the United States including, but not limited to bonds, debentures, notes, equipment trust obligations, or other evidences of indebtedness, and shares of common and preferred stocks of such corporations;

2. Collective investment funds or securities of any investment company whether or not the fiduciary has invested other funds held by it in an agency or other nonfiduciary capacity in the securities of the same investment company. Such investments may be made regardless of the eligibility of the underlying assets held by the fund portfolios of the investment company;

3. Bonds or other interest-bearing obligations of any state or territory of the United States, or of any county, city, village, school district, or other legally constituted political taxing subdivision of any state or territory of the United States, not otherwise eligible under 2 or 3 in the preceding investment list;

4. Debt or equity securities of foreign corporations that trade on recognized United States domiciled exchanges.

These investments are subject to a restriction placed on an administrator or executor which states that no administrator or executor may invest funds belonging to an estate in an asset other than a direct obligation of the United States that has a maturity date not exceeding one year from the date of investment, or other than in a short term investment fund that is invested exclusively in obligations of the United States or of its agencies, or primarily in such obligations and otherwise only in variable demand notes, corporate money market instruments including, but not limited to, commercial paper, or fully collateralized repurchase agreements or other evidences of indebtedness that are payable on demand or generally have a maturity date not exceeding 91 days from the date of investment except with the approval of the probate court or with the permission of the instruments creating the trust.

A. Deposits

Custodial credit risk is the risk that, in the event of a bank failure, the Library's deposits may not be returned. According to state law, public depositories must give security for all public funds on deposit in excess of those funds that are insured by the federal deposit insurance corporation (FDIC) or by any other agency or instrumentality of the federal government. These institutions may either specifically collateralize individual accounts in lieu of amounts insured by the FDIC, or may pledge a pool of government securities valued at least 105% of the total value of public monies on deposit at the institution. The Library has no deposit policy for custodial risk beyond the requirements of State statute. The Library's bank balance of $3,471,735 is either covered by FDIC or collateralized by the financial institutions' public entity deposit pools in the manner as described above.

B. Investments

Investments are reported at fair value. As of December 31, 2014, the Library had the following investments:

	Ohio Revised Code 135		Ohio Revised Code 2109	
	Fair Value	Average Maturity	Fair Value	Average Maturity
Federal Home Loan Bank Bonds	$9,571,198	654 Days	$0	
STAR Ohio	29,927	50 Days	0	
Money Market/Principal Cash	384,617	40 Days	0	
Money Market Mutual Fund	0		6,389,256	n/a
Common and Convertible Preferred Stock	0		8,059,535	n/a
Federal National Mortgage Association Notes	8,838,636	1,010 Days	0	
Federal Home Loan Mortgage Corporation Notes	9,833,905	694 Days	0	
Federal Home Loan Mortgage Corporation Bonds	995,780	636 Days	0	
Corporate Bonds	0		2,444,116	01/15/15-06/03/26
United States Treasury Notes	1,992,500	912 Days	3,504,181	01/31/15-08/15/24
Agency Bonds	0		463,667	12/13/19-11/01/42
Federal Farm Credit Bank Bonds	3,671,845	562 Days	0	
Total	$35,318,408		$20,860,755	

Investments are restricted by the provisions of the Ohio Revised Code. During 2014, investments of the cash management pool were limited to federal agency securities, treasury notes, STAR Ohio, and a money market, with the exception of the Library's endowment monies. The endowment monies are able to invest in common and preferred stock as upheld by a 1975 Cuyahoga County Probate Court Order granting authority to invest. For these endowment monies, according to the Probate Court Order and a ruling from the Cuyahoga County Prosecutor, the Library may invest under *Ohio Revised Code* Sections 2109.37 and 2109.371. In addition to common and preferred stock, endowment monies are invested in corporate bonds, treasury notes, agency bonds, and a money market/mutual fund.

Interest Rate Risk As a means of limiting its exposure to fair value losses caused by rising interest rates, the Library's investment policy requires that operating funds be invested primarily in investments so that securities mature to meet cash requirements for ongoing operations. The stated intent of the policy is to avoid the need to sell securities prior to maturity. To date, no investments have been purchased with a life greater than four years for the non-endowment funds.

Credit Risk The Federal Home Loan Bank Bonds, Federal Home Loan Mortgage Corporation Notes and Bonds, Federal Farm Credit Bank Bonds, Federal National Mortgage Association Notes, and United States Treasury Notes all carry a rating of AAA by Moody's. STAR Ohio carries a rating of AAAm by Standard & Poor's. Ohio law requires that STAR Ohio maintain the highest rating provided by at least one nationally recognized standard rating service. The Money Market/Principal Cash and the Money Market Mutual Fund are unrated. The Corporate Bonds carry ratings of AAA through BAA2 by Moody's, with 4 of 89 unrated. The Agency Bonds carry ratings of AAA by Moody's, with 7 of 9 unrated. The Library's investment policy states that credit risk will be minimized by (1) diversifying assets by issuer; (2) ensuring that required, minimum credit quality ratings exist prior to the purchase of commercial paper and bankers acceptances; and (3) maintaining adequate collateralization of certificates of deposit and other deposit accounts pursuant to the method as determined by the Fiscal Officer.

Concentration of Credit Risk is defined by the Governmental Accounting Standards Board as having five percent or more invested in the securities of a single issuer. The Library's investment policy places no limit on the amount it may invest in any one issuer. The following are the Library's major investment holdings as of December 31, 2014:

	Investments
Federal Farm Credit Bank Bonds	6.54%
United States Treasury Notes	9.78%
Money Market Mututal Fund	11.37%
Common and Convertible Preferred Stock	14.35%
Federal National Mortgage Association Notes	15.73%
Federal Home Loan Bank Bonds	17.04%
Federal Home Loan Mortgage Corporation Notes	17.50%

Custodial Credit Risk For an investment, custodial credit risk is the risk that, in the event of the failure of the counterparty, the Library will not be able to recover the value of its investments or collateral securities that are in the possession of an outside party. The Federal Home Loan Bank Bonds, Federal Home Loan Mortgage Corporation Bonds, Federal Farm Credit Bank Bonds, Federal National Mortgage Association Bonds, Corporate Bonds, United States Treasury Notes and the various Agency Bonds are exposed to custodial credit risk in that they are uninsured, unregistered and held by the counterparty's trust department or agent but not in the Library's name. The Library has no investment policy dealing with investment custodial credit risk beyond the requirement in State statute that prohibits payment for investments prior to the delivery of the securities representing such investments to the Chief Financial Officer or qualified trustee. To mitigate such custodial risk, the Library has appointed a qualified trustee as provided for in *Ohio Revised Code* Section 135.37, a financial institution with trust powers in the State of Ohio as custodian for the separate safekeeping of investment assets. Securities owned by the Library are held by the Library's custodian and the records of the custodian identify the Library's securities in the custodian's monthly statement to the Library. Under no circumstances are the Library's investment assets held in safekeeping by a broker/dealer firm, or a firm acting on behalf of a broker/dealer firm.

Note 5 - Property Taxes

Property taxes include amounts levied against all real and public utility property located in the Library district. Property tax revenue received during 2014 for real and public utility property taxes represents collections of 2013 taxes.

The 2014 real property taxes are levied after October 1, 2014, on the assessed value as of January 1, 2014, the lien date. Assessed values are established by State law at 35 percent of appraised market value. The 2014 real property taxes are collected in and intended to finance 2015.

Real property taxes are payable annually or semi-annually. If paid annually, payment is due December 31; if paid semi-annually, the first payment is due December 31, with the remainder payable by June 20. Under certain circumstances, State statute permits later payment dates to be established.

Public utility tangible personal property currently is assessed at varying percentages of true value; public utility real property is assessed at 35 percent of true value. 2014 public utility property taxes which became a lien December 31, 2013, are levied after October 1, 2014, and are collected in 2015 with real property taxes.

The full tax rate for all Library operations for the year ended December 31, 2014, was $6.80 per $1,000 of assessed value. The assessed values of real and tangible personal property upon which 2014 property tax receipts were based are as follows:

Category	Assessed Value
Real Estate	
Residential/Agricultural/Other	$2,145,454,810
Other Real Estate	2,511,033,840
Tangible Personal Property	
Public Utility	300,460,010
Total Assessed Values	$4,956,948,660

The Cuyahoga County Fiscal Officer collects property taxes on behalf of all taxing districts in the County, including the Cleveland Public Library. The County Fiscal Officer periodically remits to the Library its portion of the taxes collected. Property taxes receivable represents real and public utility taxes and outstanding delinquencies which are measurable as of December 31, 2014, and for which there is an enforceable legal claim. In the general fund, the portion of the receivable not levied to finance 2014 operations is offset to deferred inflows of resources – property taxes. On the accrual basis, collectible delinquent property taxes have been recorded as a receivable and revenue while on the modified accrual basis the revenue has been reported as deferred inflows of resources – unavailable revenue.

Note 6 - Receivables

Receivables at December 31, 2014, consisted of taxes, accounts (billings for user charged services), interest, and intergovernmental receivables. All receivables are deemed collectible in full. All receivables except for delinquent property taxes are expected to be collected within one year. Property taxes, although ultimately collectible, include some portion of delinquencies that will not be collected within one year.

The Library receives a substantial portion of its intergovernmental revenue from the Public Library Fund (PLF), (formerly the Library and Local Government Support fund or LLGSF), a State of Ohio fund based on a portion of the general revenues of Ohio as written in State law. The Cuyahoga County Budget Commission, consisting of the County Fiscal Officer, the County Executive and the County Prosecutor, allocate PLF monies to the nine library districts within Cuyahoga County, based on a determination of need. In 2014, the Library received 41.1843 percent of the Countywide total, or $19,896,671.

A summary of the principal items of intergovernmental receivables follows:

	Amount
PLF	$10,272,376
Commercial Activity Tax	2,188,380
Homestead and Rollback	1,276,204
Total	$13,736,960

Note 7 – Interfund Transfers and Balances

The general fund transferred $3,500,000 to the building and repair fund for capital projects, technology, and other assets, and for repairs, improvements and maintenance of library facilities.

The general fund advanced $95,000 to the special revenue fund, MyCom, for grant monies that the fund will receive at a later date. The interfund balance will be repaid within the following year.

Note 8 – Capital Assets

A summary of changes in capital assets during 2014 follows:

	Balance 12/31/2013	Additions	Deletions	Balance 12/31/2014
Governmental Activities				
Nondepreciable Capital Assets				
Land	$2,703,596	$0	$0	$2,703,596
Construction in Progress	2,314,330	991,793	(1,999,995)	1,306,128
Total Nondepreciable Capital Assets	5,017,926	991,793	(1,999,995)	4,009,724
Depreciable Capital Assets				
Buildings/Improvements	157,687,207	1,511,940	0	159,199,147
Furniture/Equipment	3,508,407	178,145	(158,013)	3,528,539
Computers	4,387,485	522,409	0	4,909,894
Software	2,473,523	155,849	0	2,629,372
Vehicles	778,490	58,838	(95,807)	741,521
Total Depreciable Capital Assets	168,835,112	2,427,181	(253,820)	171,008,473
Less Accumulated Depreciation				
Buildings/Improvements	(71,565,828)	(3,818,005)	0	(75,383,833)
Furniture/Equipment	(2,976,718)	(180,467)	152,299	(3,004,886)
Computers	(3,872,638)	(265,345)	0	(4,137,983)
Software	(1,971,365)	(170,755)	0	(2,142,120)
Vehicles	(724,975)	(26,609)	95,807	(655,777)
Total Accumulated Depreciation	(81,111,524)	(4,461,181) **	248,106	(85,324,599)
Total Depreciable Capital Assets, Net	87,723,588	(2,034,000)	(5,714)	85,683,874
Governmental Activities Capital Assets, Net	$92,741,514	($1,042,207)	($2,005,709)	$89,693,598

*Depreciation expense was charged to governmental functions as follows:

Administration and Support	$722,728
Public Services	3,738,453
Total	$4,461,181

** Of this amount, $170,755 is presented as amortization expense on the Statement of Revenues, Expenses, and Changes in Fund Net Position relating to the Library's intangible asset of purchased software which is included in the above table.

Note 9 - Risk Management

The Library is exposed to various risks of loss related to torts; theft of, damage to, and destruction of assets; errors and omissions; injuries to employees and natural disasters. The Library maintains a variety of insurance policies, including coverage for automobiles and equipment, general liability, public officials, property, boilers and machinery as indicated in the table below. The general liability coverage is $1 million with excess umbrella coverage of an additional $25 million. Settled claims have not exceeded this commercial coverage in any of the past three years and there has not been a significant reduction in the coverage from the prior year.

Company / Type	Deductible	Coverage
Fireman's Fund Insurance Company		
Property, Boiler & Machinery	$100,000	$542,276,400
Flood/Earthquake	$100,000	$100,000,000 each
Ohio Casualty		
Umbrella Liability	$0	$25,000,000
Philadelphia Insurance Company		
General Liability	$0	$1,000,000/$2,000,000
Westfield Insurance Company		
Automobile Liability	$500/$500	$1,000,000
Uninsured/Underinsured	$0	$75,000
Travelers		
Fiscal Officer/Deputy Surety Bonds	$0	$50,000 each
Crime	$10,000	$2,000,000/$1,000,000/$100,000
Illinois National Insurance Company		
Public Officials	$50,000/$100,000	$1,000,000

Workers' compensation is provided by the State. The Library pays the State Workers' Compensation system a premium based on a rate per $100 of salaries. This rate is calculated based on accident history and administrative costs.

The Library provides medical, dental, and vision insurance on a paid premium basis. Other employee benefits include life insurance, short-term disability insurance and an IRC Section 125 flexible benefit plan.

Note 10 – Long-Term Obligations

The changes in long-term obligations during the year were as follows:

	Outstanding 12/31/2013	Additions	Reductions	Outstanding 12/31/2014	Amount Due in One Year
Compensated Absences Payable	$2,274,462	$68,009	$1,018,371	$1,324,100	$109,888

Compensated absences will be paid from the general fund.

Note 11 – Defined Benefit Pension Plans

Plan Description – The Library participates in the Ohio Public Employees Retirement System (OPERS). OPERS administers three separate pension plans. The Traditional Pension Plan is a cost-sharing, multiple-employer defined benefit pension plan. The Member-Directed Plan is a defined contribution plan in which the member invests both member and employer contributions (employer contributions vest over five years at 20 percent per year). Under the Member-Directed Plan, members accumulate retirement assets equal to the value of the member and vested employer contributions plus any investment earnings. The Combined Plan is a cost-sharing, multiple-employer defined benefit pension plan. Under the Combined Plan, OPERS invests employer contributions to provide a formula retirement benefit similar in nature to, but less than, the Traditional Pension Plan benefit. Member contributions, the investment of which is self-directed by the members, accumulate retirement assets in a manner similar to the Member-Directed Plan.

OPERS provides retirement, disability, survivor and death benefits, and annual cost-of-living adjustments to members of the Traditional Pension and Combined Plans. Members of the Member-Directed Plan do not qualify for ancillary benefits. Authority to establish and amend benefits is provided by Chapter 145 of the Ohio Revised Code.

OPERS issues a stand-alone financial report. Interested parties may obtain a copy by visiting https://www.opers.org/investments/cafr.shtml, by writing to OPERS, 277 East Town Street, Columbus, Ohio 43215-4642, or by calling 614-222-5601 or 1-800-222-7377.

Funding Policy – The Ohio Revised Code provides statutory authority for member and employer contributions and currently limits the employer contribution to a rate not to exceed 14 percent of earnable salary for state and local employer units. Member contribution rates, as set forth in the Ohio Revised Code, are not to exceed 10 percent of earnable salary for members in state and local divisions. For the year ended December 31, 2014, members in state and local divisions contributed 10 percent of earnable salary. Members in the state and local divisions may participate in all three plans. For 2014, member and employer contribution rates were consistent across all three plans.

The Library's 2014 contribution rate was 14.0 percent of earnable salary. The portion of employer contributions used to fund pension benefits is net of post-employment health care benefits. For 2014, the portion of employer contribution allocated to healthcare was 2.00 percent for members in the Traditional Pension and Combined Plans. Effective January 1, 2015, the portion of employer contributions allocated to healthcare remains at 2.00 percent for both plans. Employer contribution rates are actuarially determined.

The Library's required contributions for pension obligations to the Traditional Pension and Combined Plans for the years ended December 31, 2014, 2013, and 2012 were $3,772,100, $3,804,119, and $4,303,267, respectively; 95 percent has been contributed for 2014 with the balance being reported as an intergovernmental payable. The full amount has been contributed for 2013 and 2012. Contributions to the Member-Directed Plan for 2014 were $76,806 made by the Library and $54,861 made by plan members.

Note 12 – Post-Employment Benefits

Plan Description – Ohio Public Employees Retirement System (OPERS) administers three separate pension plans: The Traditional Pension Plan—a cost sharing, multiple-employer defined benefit pension plan; the Member-Directed Plan—a defined contribution plan; and the Combined Plan—a cost sharing,

multiple employer defined benefit pension plan that has elements of both a defined benefit and defined contribution plan.

OPERS maintains a cost-sharing multiple-employer defined benefit post-employment health care plan for qualifying members of both the Traditional Pension and the Combined Plans. Members of the Member-Directed Plan do not qualify for ancillary benefits, including post-employment health care coverage. The plan includes a medical plan, prescription drug program and Medicare Part B premium reimbursement.

In order to qualify for post-employment health care coverage, age and service retirees under the Traditional Pension and Combined Plans must have 10 or more years of qualifying Ohio service credit. Health care coverage for disability benefit recipients and qualified survivor benefit recipients is available. The Ohio Revised Code permits, but does not mandate, OPERS to provide health care benefits to its eligible benefit recipients. Authority to establish and amend benefits is provided in Chapter 145 of the Ohio Revised Code.

Disclosures for the health care plan are presented separately in the OPERS financial report which may be obtained by visiting https://www.opers.org/investments/cafr.shtml, by writing to OPERS, 277 East Town Street, Columbus, Ohio 43215-4642, or by calling 614-222-5601 or 1-800-222-7377.

Funding Policy – The post-employment health care plan was established under, and is administrated in accordance with, Internal Revenue Code 401(h). The Ohio Revised Code provides the statutory authority requiring public employers to fund post-retirement health care through contributions to OPERS. A portion of each employer's contribution to OPERS is set aside for the funding of post-retirement health care.

Employer contribution rates are expressed as a percentage of the earnable salary of active members. In 2014, state and local employers contributed at a rate of 14.0 percent of earnable salary. This is the maximum employer contribution rate permitted by the Ohio Revised Code.

Each year, the OPERS Board of Trustees determines the portion of the employer contribution rate that will be set aside for funding of post-employment health care benefits. For 2014, the portion of employer contributions allocated to health care for members in the Traditional Pension and the Combined Plans was 2.0 percent. Effective January 1, 2015, the portion of employer contributions allocated to healthcare will remain at 2.0 percent for both plans, as recommended by the OPERS Actuary.

The OPERS Board of Trustees is also authorized to establish rules for the payment of a portion of the health care benefits provided, by the retiree or their surviving beneficiaries. Payment amounts vary depending on the number of covered dependents and the coverage selected. Active member contributions do not fund the post-employment health care plan.

The Library's contributions allocated to fund post-employment health care benefits for the years ended December 31, 2014, 2013, and 2012, were $538,871, $271,723, and $1,240,790, respectively; 95 percent has been contributed for 2014 with the balance being reported as an intergovernmental payable. The full amount has been contributed for 2013 and 2012.

Changes to the health care plan were adopted by the OPERS Board of Trustees on September 19, 2012, with a transition plan commencing January 1, 2014. With the passage of pension legislation under SB 343 and the approved health care changes, OPERS expects to be able to consistently allocate 4.0 percent of the employer contributions toward the health care fund after the end of the transition period.

Note 13 – Compensated Absences

Full-time employees are entitled to up to 15 sick days per year and may earn and carry forward up to 120 days of sick leave at the end of the fiscal year. Employees who had at least ten (10) years of service and who retired from January 1, 2014 through December 31, 2014, were paid for twenty-five percent (25%) of unused sick hours up to five hundred (500) hours in cash at their current salary rate. Vacation is earned based upon length of service and may be taken once earned, provided the employee works six months or more. Employees may carry forward up to 150 percent of their annual earned vacation leave at the end of any fiscal year. Accrued vacation leave is paid upon retirement, termination, or death of the employee.

Note 14 – Contingencies

Grants

The Library receives financial assistance from federal and state agencies in the forms of grants. The disbursement of funds received under these programs generally requires compliance with terms and conditions specified in the grant agreements and are subject to audit by the grantor agencies. Any disallowed claims resulting from such audits could become a liability of the general fund or any other applicable funds. However, in the opinion of management, any such disallowed claims will not have a material adverse effect on the overall financial position of the Library.

Litigation

The Library is currently a defendant in two lawsuits, the probability of liability is certain in one, but any potential award would be covered by insurance. The probability of liability is uncertain in the other, but any potential award to the plaintiff would not be material. There are no claims pending against the Library the outcome of which, as presently determined in the opinion of the Library's counsel, would have a material effect on the financial condition of the Library.

Note 15 – Operating Lease

Cleveland Public Library entered into a ten (10) year operating lease on May 17, 2007 with Bridgeport Place LLC for a 3,517 square foot portion of the building located at 7201 Kinsman Road for the purpose of housing the Garden Valley Branch. The Library commenced monthly rent payments of $4,689 in early 2008 once the space was available for occupancy, and continued to pay that same monthly rent amount during 2012 as well as the common area prorated shared expenses. The monthly rent payments in 2013 increased to $4,830.01, and the monthly rent will increase 3% each successive year. The Library has the option to renew the lease for four additional five years terms. The Library has the right to terminate the lease with 90 days written notice if the Library experiences a 10% or more reduction in Public Library Fund (PLF) revenues.

The Cleveland Public Library entered into a lease on September 12, 2012 with Gerald E. Zahler for approximately 3,688 square feet of floor space in a building located at 2704 Clark Avenue. The space is leased for the temporary location of the South Branch of the Library. The Library commenced monthly rent payments of $2,500 ($30,000 per year), plus utilities and other related expenses in January, 2013. The initial lease term is for two (2) years with a one (1) year renewal option. The Library and Mr. Zahler have recently agreed upon a one year renewal which will commence on January 15, 2015 and expire on January 14, 2016.

Note 16 – Fund Deficits

The Ohio Library for the Blind and Physically Disabled (OLBPD) and the MyCom special revenue funds had deficit fund balances of $209,107 and $10,080, respectively, as of December 31, 2014. The special revenue fund deficits are the result of adjustments made on the modified accrual basis of accounting. The general fund is liable for any deficit in these funds and provides transfers when cash is required, rather than when accruals occur.

Note 17 – Significant Commitments

Contractual Commitments

At December 31, 2014, the Library's significant contractual commitments consisted of the following:

Project	Amount	Paid to Date	Remaining on Contract
Cleveland Digital Public Library	$1,764,085	$955,503	$808,582
Main Library Heat Conversion	1,341,585	1,150,565	191,020
Security Camera Systems	665,201	559,336	105,865

$754,555 of the contractual commitments were encumbered.

Encumbrances

Encumbrances are commitments related to unperformed contracts for goods or services. Encumbrance accounting is utilized to the extent necessary to assure effective budgetary control and accountability and to facilitate effective cash planning and control. At year end, the amount of encumbrances expected to be honored upon performance by the vendor in the next year were as follows:

General	$7,683,457
Building and Repair	1,111,662
Other Governmental Funds	363,097
Total	$9,158,216

Note 18 – Donor-Restricted Endowments

The Library's permanent funds include donor-restricted endowments. The Net Position-Non-Expendable amounts of $784,317 represent the principal portions of the endowments. The amount of interest earnings on donor-restricted investments is available for expenditure by the governing board, for purposes consistent with the endowment's intent.

Note 19 – Fund Balances

Fund balance is classified as nonspendable, restricted, committed, assigned and/or unassigned based primarily on the extent to which the Library is bound to observe constraints imposed upon the use of the resources in the governmental funds. The constraints placed on fund balance for the major governmental funds and all other governmental funds are presented below:

Fund Balances	General	Building and Repair	Other Governmental Funds	Total
Nonspendable				
Inventory	$190,975	$0	$0	$190,975
Prepaid Items	886,393	0	46,455	932,848
Unclaimed Funds	11,163	0	0	11,163
Endowments--Non-Expendable	0	0	784,317	784,317
Total Nonspendable	1,088,531	0	830,772	1,919,303
Restricted for				
Children's Biography Awards	0	0	69,697	69,697
Dentistry	0	0	2,576	2,576
Fine Arts and Special Collections	0	0	542,716	542,716
Floral and Plant Decorations	0	0	183,781	183,781
History	0	0	41,637	41,637
Homebound Service	0	0	1,169	1,169
Immigration Books	0	0	108,340	108,340
John G. White Special Collections	0	0	2,331,462	2,331,462
Judaica	0	0	13,577	13,577
Library for the Blind and Physically Disabled	0	0	9,300,034	9,300,034
Ohio Center for the Book	0	0	214,619	214,619
Photography	0	0	283,611	283,611
Walz Branch	0	0	219,557	219,557
Youth Services/Business Departments	0	0	264,857	264,857
Architecture	0	0	79,525	79,525
24x7 Virtual Reference Resource Sharing Services	0	0	20,884	20,884
Other Purposes	0	0	47,963	47,963
Total Restricted	$0	$0	$13,726,005	$13,726,005

(continued)

Fund Balances	General	Building and Repair	Other Governmental Funds	Total
Committed to				
Capital Improvement Projects	$0	$522,891	$0	$522,891
Education--Government and Social Science	0	0	345,534	345,534
Various Library Programs	0	0	6,825,179	6,825,179
Agent and Lobbyist Services	51,975	0	0	51,975
Filters for HVAC Equipment	130,325	0	0	130,325
Benefit Adminstration/Consulting	36,809	0	0	36,809
Book Binding Services	27,241	0	0	27,241
Cataloging, WorldCat Resource Sharing and Access Services	148,936	0	0	148,936
Collection Services	193,206	0	0	193,206
Contracted Security Services	1,375	0	0	1,375
Community Engagement Services	37,000	0	0	37,000
Neighborhood Planning Services	80,000	0	0	80,000
Enterprise Fleet Maintenance for Lease of Vehicles	70,000	0	0	70,000
GFOA Consulting	38,380	0	0	38,380
Legal Advice and Services	86,823	0	0	86,823
Maintenance Agreements	43,798	0	0	43,798
Marketing and Communication Services	42,000	0	0	42,000
Financial Audit for 2014, 2015	44,000	0	0	44,000
Financial Consulting/Community Financial Center Program	35,000	0	0	35,000
Telecommunications	11,430	0	0	11,430
Uniform Contract	2,607	0	0	2,607
Total Committed	1,080,905	522,891	7,170,713	8,774,509
Assigned to				
Capital Improvement Projects	0	13,540,627	0	13,540,627
Year 2015 Appropriation	3,892,637	0	0	3,892,637
Purchases on Order:				
Salaries and Benefits	128,395	0	0	128,395
Supplies	56,625	0	0	56,625
Purchased/Contracted Services	572,828	0	0	572,828
Library Materials	3,548,406	0	0	3,548,406
Capital Outlay	132,980	0	0	132,980
Other Purposes	5,157	0	171,142	176,299
Total Assigned	8,337,028	13,540,627	171,142	22,048,797
Unassigned (Deficit)	22,892,279	0	(219,187)	22,673,092
Total Fund Balances	$33,398,743	$14,063,518	$21,679,445	$69,141,706

Combining and Individual Fund Statements and Schedules

Combining Statements – Nonmajor Governmental Funds

Nonmajor Special Revenue Funds

The Special Revenue Funds are used to account for and report the proceeds of specific revenue sources that are restricted or committed to expenditures for specified purposes other than debt service or capital projects. Following is a description of the Library's nonmajor special revenue funds.

Anderson Fund - This fund was established in 1958 from a contribution from the estate of Lumyra S. Anderson. The principal amount is committed by the Library Board of Trustees and the income earned is committed to the furtherance of the work of the Education Section of the Government, Education and Social Science Department for purchases which would not normally be made from the General Fund.

Endowment for the Blind Fund – This fund was established in 1929 by the Library Board of Trustees for the provision of service to the blind and the Library continues to account for revenue received from various donors for large contributions and is restricted for service to the blind in this fund.

Founders Fund – This fund was established in 1989 combining small committed fund balances of special revenue funds and also accounts for larger donations and small grants. The principal balance was made non-expendable by the Library Board of Trustees.

Kaiser Fund –This fund was established in 1981 from a contribution from the estate of Charles A. Kaiser that is restricted to the purchase of equipment and supplies for blind and handicapped individuals.

Kraley Fund – This fund was established in 1997 from a contribution from the estate of Irene Kraley that is restricted to the support of the Music Section of Fine Arts.

Library Fund – This fund was established in 1978 and accounts for small donations that are given to a branch or department; some assigned and those that are restricted support the specified purpose or if no purpose is specified, at the discretion of the branch or department.

Pepke Fund – This fund was established in 1983 from an expendable gift that is restricted to the support of the Youth Services and the Business Department.

Wickwire Fund – This fund was established in 1935 from a portion of the estate of Metelene E. Wickwire. From 1936 through 1940, partial distributions were received. In 1940, the Library Board of Trustees authorized "that the income from the Wickwire Estate when and as received be appropriated for the Library for the Blind."

Wittke Fund –This fund was established in 1981 from a contribution from Carl Frederick Wittke that is restricted to immigration books.

(continued)

Combining Statements – Nonmajor Governmental Funds (continued)

Nonmajor Special Revenue Funds (continued)

Young Fund –This fund was established in 1973 from the estate of Winifred Beech Young. The principal is managed by KeyBank Trust Department and the Library receives quarterly distributions restricted to providing goods and services for blind persons.

Friends Fund – This fund was established in 1958 and accounts for contributions from the Friends of the Cleveland Public Library that are restricted to the support of library programs and events.

Judd Fund – This fund was established in 1941 for annual grants from the Judd Trust administered by the Cleveland Foundation restricted to the support of services to shut-ins.

Ohio Library for the Blind and Physically Disabled (OLBPD) Fund – This fund accounts for revenue received from the State that is restricted to provide library services to the blind and physically disabled residents.

Lockwood Thompson Memorial Fund – This fund was established in 2003 for annual grants from the Cleveland Foundation's Lockwood Thompson Fund restricted to four purposes: art books or exhibit work of contemporary artists; expense of staff travel by attending learned conferences; lectures in the field of literature or the visual arts; and staff recognition.

Ohio Center for the Book Fund –This fund was established in 2003 for revenue received from the Library of Congress restricted to promoting and celebrating books, reading, literacy, and libraries to Ohio's citizens and the book community at large.

Schweinfurth Fund –This fund was established in 1991 to process purchases and reimbursement from the Schweinfurth Trust for which the Library is the sole recipient of its income restricted to the purchase of material on architecture.

Learning Centers Fund – This fund was established in 2011 with a grant from the Cleveland Foundation restricted to establishing learning centers at the branches.

LSTA Know It Now (KIN) Fund - This fund accounts for revenue received from the State that is restricted to providing 24-7 virtual reference resource sharing services.

MyCom Fund – This fund was established in 2010 with a grant from the Cleveland Foundation along with financial support from the Board of Cuyahoga County Commissioners/Family and Children First Council restricted to support and develop services for youth in targeted areas who are in transition from one stage of education or development to the next.

Combining Statements – Nonmajor Governmental Funds (continued)

Nonmajor Permanent Funds

The Permanent funds are used to account and report financial resources that are legally restricted to the extent that only earnings and not principal may be used for purposes that support the Library's programs and/or specified purposes.

Abel Fund – This fund was established in 1958 from a bequest left to the Library as part of the estate of Charles Abel. The principal amount is nonspendable and the income earned is restricted to Photography.

Ambler Fund – This fund was established from a contribution left to the Library from Dr. Henry Ambler. The principal amount is nonspendable and the income earned is restricted to Dentistry.

Beard Fund –This fund was established in 1973 from a contribution from the estate of Edmund Beard. The principal amount is nonspendable and the income earned is restricted to providing floral and plant decorations for display or as exhibits in any or all of the library buildings.

Klein Fund – This fund was established in 1930 from a contribution in memory of Adam Klein. The principal amount is nonspendable and the income earned is restricted to Judaica.

Malon/Schroeder Fund – This fund was established in 1995 from a contribution in memory of Edna Malon and Hilda Schroeder. The principal amount is nonspendable and the income earned is restricted to activities related to the Center for the Book concept, encouraging people to develop their interests in reading, writing, publishing and using books.

McDonald Fund – This fund was established in 1971 from a contribution in memory of Thomas McDonald. The principal amount is nonspendable and the income earned is restricted to the purchase of books and equipment for the Walz Branch.

Ratner Fund – This fund was established in 1979 from a bequest as part of the estate of Faye Katz Ratner. The principal amount is nonspendable and the income earned is restricted to youth services.

Root Fund – This fund was established in 1982 from a contribution in memory of Donna Root, a long time employee of the Library. The principal amount is nonspendable and the income earned is restricted to works on history.

Sugarman Fund – This fund was established in 1998 from a contribution in memory of Norman Sugarman and honoring children's librarians. The principal amount is nonspendable and the income earned is restricted to the awards in the field of children's biography.

Thompson Fund – This fund was established in 1968 from a contribution in memory of Amos Burt and Jeanne Lockwood Thompson. The principal amount is nonspendable and the income earned is restricted to the purchase of books or periodicals in the field of Fine Arts, or to defray expenses of employees of the Library while attending conventions deemed by the Director and the Board of Trustees of the Library to be beneficial to library aims and purposes.

Combining Statements – Nonmajor Governmental Funds (continued)

Nonmajor Permanent Funds (continued)

Weidenthal Fund –This fund was established in 1955 from a contribution from the estate of Lizzie Weidenthal. The principal amount is nonspendable and the income earned is restricted to Judaica.

White Fund –This fund was established in 1928 from a contribution from the estate of John G. White. The principal amount is nonspendable and the income earned is restricted to support John G. White special collections, the world's largest chess and checkers collection.

Beard Anna Young Fund –This fund was established in 2012 from a contribution from the estate of Anna Young Beard. The principal amount is nonspendable and the income earned is restricted to providing floral and plant decorations for display or as exhibits in any or all of the Library buildings.

Cleveland Public Library
Cuyahoga County
Combining Balance Sheet
Nonmajor Governmental Funds
December 31, 2014

	Nonmajor Special Revenue Funds	Nonmajor Permanent Funds	Total Nonmajor Governmental Funds
Assets			
Equity in Pooled Cash and Cash Equivalents	$18,137,929	$4,405,288	$22,543,217
Accounts Receivable	108,275	0	108,275
Prepaid Items	46,455	0	46,455
Total Assets	$18,292,659	$4,405,288	$22,697,947
Liabilities			
Accounts Payable	$47,633	$0	$47,633
Accrued Wages and Benefits	39,447	0	39,447
Intergovernmental Payable	30,091	0	30,091
Unearned Revenue	746,046	0	746,046
Interfund Payable	95,000	0	95,000
Matured Compensated Absences Payable	8,640	0	8,640
Total Liabilities	966,857	0	966,857
Deferred Inflows of Resources			
Unavailable Revenue	51,645	0	51,645
Fund Balances			
Nonspendable	46,455	784,317	830,772
Restricted	10,105,034	3,620,971	13,726,005
Committed	7,170,713	0	7,170,713
Assigned	171,142	0	171,142
Unassigned (Deficit)	(219,187)	0	(219,187)
Total Fund Balances	17,274,157	4,405,288	21,679,445
Total Liabilities, Deferred Inflows of Resources and Fund Balances	$18,292,659	$4,405,288	$22,697,947

Cleveland Public Library
Cuyahoga County
Combining Statement of Revenues, Expenditures and Changes in Fund Balances
Nonmajor Governmental Funds
For the Year Ended December 31, 2014

	Nonmajor Special Revenue Funds	Nonmajor Permanent Funds	Total Nonmajor Governmental Funds
Revenues			
Intergovernmental	$1,817,764	$0	$1,817,764
Investment Earnings	1,294,928	337,060	1,631,988
Contributions and Donations	757,122	0	757,122
Total Revenues	3,869,814	337,060	4,206,874
Expenditures			
Current:			
Administration and Support	76,295	2,090	78,385
Public Services	2,587,919	47,274	2,635,193
Capital Outlay	41,300	0	41,300
Total Expenditures	2,705,514	49,364	2,754,878
Net Change in Fund Balances	1,164,300	287,696	1,451,996
Fund Balances Beginning of Year	16,109,857	4,117,592	20,227,449
Fund Balances End of Year	$17,274,157	$4,405,288	$21,679,445

Cleveland Public Library
Cuyahoga County
Combining Balance Sheet
Nonmajor Special Revenue Funds
December 31, 2014

	Anderson	Endowment for the Blind	Founders
Assets			
Equity in Pooled Cash and Cash Equivalents	$345,534	$2,653,985	$7,297,637
Accounts Receivable	0	0	91,645
Prepaid Items	0	0	25,758
Total Assets	$345,534	$2,653,985	$7,415,040
Liabilities			
Accounts Payable	$0	$0	$12,458
Accrued Wages and Benefits	0	0	0
Intergovernmental Payable	0	0	0
Unearned Revenue	0	0	500,000
Interfund Payable	0	0	0
Matured Compensated Absences Payable	0	0	0
Total Liabilities	0	0	512,458
Deferred Inflows of Resources			
Unavailable Revenue	0	0	51,645
Fund Balances			
Nonspendable	0	0	25,758
Restricted	0	2,653,985	0
Committed	345,534	0	6,825,179
Assigned	0	0	0
Unassigned (Deficit)	0	0	0
Total Fund Balances (Deficit)	345,534	2,653,985	6,850,937
Total Liabilities , Deferred Inflows of Resources and Fund Balances	$345,534	$2,653,985	$7,415,040

Kaiser	Kraley	Library	Pepke	Wickwire
$74,037	$209,636	$219,105	$156,480	$1,740,703
0	0	0	0	0
0	0	0	0	0
$74,037	$209,636	$219,105	$156,480	$1,740,703
$0	$0	$0	$0	$0
0	0	0	0	0
0	0	0	0	0
0	0	0	0	0
0	0	0	0	0
0	0	0	0	0
0	0	0	0	0
0	0	0	0	0
0	0	0	0	0
74,037	209,636	47,963	156,480	1,740,703
0	0	0	0	0
0	0	171,142	0	0
0	0	0	0	0
74,037	209,636	219,105	156,480	1,740,703
$74,037	$209,636	$219,105	$156,480	$1,740,703

(continued)

Cleveland Public Library
Cuyahoga County
Combining Balance Sheet
Nonmajor Special Revenue Funds (continued)
December 31, 2014

	Wittke	Young	Judd
Assets			
Equity in Pooled Cash and Cash Equivalents	$108,340	$4,831,309	$8,460
Accounts Receivable	0	0	0
Prepaid Items	0	0	0
Total Assets	$108,340	$4,831,309	$8,460
Liabilities			
Accounts Payable	$0	$0	$3,721
Accrued Wages and Benefits	0	0	2,321
Intergovernmental Payable	0	0	1,249
Unearned Revenue	0	0	0
Interfund Payable	0	0	0
Matured Compensated Absences Payable	0	0	0
Total Liabilities	0	0	7,291
Deferred Inflows of Resources			
Unavailable Revenue	0	0	0
Fund Balances			
Nonspendable	0	0	0
Restricted	108,340	4,831,309	1,169
Committed	0	0	0
Assigned	0	0	0
Unassigned (Deficit)	0	0	0
Total Fund Balances (Deficit)	108,340	4,831,309	1,169
Total Liabilities , Deferred Inflows of Resources and Fund Balances	$108,340	$4,831,309	$8,460

OLBPD	Lockwood Thompson Memorial	Ohio Center For The Book	Schweinfurth	Learning Centers
$13,248	$180,103	$0	$63,795	$95,742
0	0	900	15,730	0
0	0	0	0	2,400
$13,248	$180,103	$900	$79,525	$98,142
$21,271	$0	$0	$0	$0
34,033	0	0	0	0
26,023	0	0	0	0
133,735	0	0	0	95,742
0	0	0	0	0
7,293	0	0	0	0
222,355	0	0	0	95,742
0	0	0	0	0 0
0	0	0	0	2,400
0	180,103	900	79,525	0
0	0	0	0	0
0	0	0	0	0
(209,107)	0	0	0	0
(209,107)	180,103	900	79,525	2,400
$13,248	$180,103	$900	$79,525	$98,142

(continued)

Cleveland Public Library
Cuyahoga County
Combining Balance Sheet
Nonmajor Special Revenue Funds (continued)
December 31, 2014

	LSTA KIN	MyCom	Total Nonmajor Special Revenue Funds
Assets			
Equity in Pooled Cash and Cash Equivalents	$44,815	$95,000	$18,137,929
Accounts Receivable	0	0	108,275
Prepaid Items	18,297	0	46,455
Total Assets	$63,112	$95,000	$18,292,659
Liabilities			
Accounts Payable	$103	$10,080	$47,633
Accrued Wages and Benefits	3,093	0	39,447
Intergovernmental Payable	2,819	0	30,091
Unearned Revenue	16,569	0	746,046
Interfund Payable	0	95,000	95,000
Matured Compensated Absences Payable	1,347	0	8,640
Total Liabilities	23,931	105,080	966,857
Deferred Inflows of Resources			
Unavailable Revenue	0	0	51,645
Fund Balances			
Nonspendable	18,297	0	46,455
Restricted	20,884	0	10,105,034
Committed	0	0	7,170,713
Assigned	0	0	171,142
Unassigned (Deficit)	0	(10,080)	(219,187)
Total Fund Balances (Deficit)	39,181	(10,080)	17,274,157
Total Liabilities , Deferred Inflows of Resources and Fund Balances	$63,112	$95,000	$18,292,659

Cleveland Public Library
Cuyahoga County
Combining Statement of Revenues, Expenditures and Changes in Fund Balances
Nonmajor Special Revenue Funds
For the Year Ended December 31, 2014

	Anderson	Endowment for the Blind	Founders
Revenues			
Intergovernmental	$0	$0	$0
Investment Earnings	26,610	204,579	512,143
Contributions and Donations	0	0	80,616
Total Revenues	26,610	204,579	592,759
Expenditures			
Current:			
Administration and Support	0	0	0
Public Services	0	0	157,302
Capital Outlay	0	0	0
Total Expenditures	0	0	157,302
Net Change in Fund Balances	26,610	204,579	435,457
Fund Balances (Deficit) Beginning of Year	318,924	2,449,406	6,415,480
Fund Balances (Deficit) End of Year	$345,534	$2,653,985	$6,850,937

(continued)

Cleveland Public Library
Cuyahoga County
Combining Statement of Revenues, Expenditures and Changes in Fund Balances
Nonmajor Special Revenue Funds (continued)
For the Year Ended December 31, 2014

	Kaiser	Kraley	Library
Revenues			
Intergovernmental	$0	$0	$0
Investment Earnings	5,705	16,063	13,976
Contributions and Donations	0	0	8,875
Total Revenues	5,705	16,063	22,851
Expenditures			
Current:			
Administration and Support	0	0	100
Public Services	0	0	8,040
Capital Outlay	0	0	7,683
Total Expenditures	0	0	15,823
Net Change in Fund Balances	5,705	16,063	7,028
Fund Balances (Deficit) Beginning of Year	68,332	193,573	212,077
Fund Balances (Deficit) End of Year	$74,037	$209,636	$219,105

Pepke	Wickwire	Wittke	Young	Friends
$0	$0	$0	$0	$0
12,045	132,750	8,346	362,711	0
0	0	0	48,263	14,500
12,045	132,750	8,346	410,974	14,500
0	0	0	0	0
0	13,383	0	10,598	15,918
0	0	0	4,185	0
0	13,383	0	14,783	15,918
12,045	119,367	8,346	396,191	(1,418)
144,435	1,621,336	99,994	4,435,118	1,418
$156,480	$1,740,703	$108,340	$4,831,309	$0

(continued)

Cleveland Public Library
Cuyahoga County
Combining Statement of Revenues, Expenditures and Changes in Fund Balances
Nonmajor Special Revenue Funds (continued)
For the Year Ended December 31, 2014

	Judd	OLBPD	Lockwood Thompson Memorial	Ohio Center For The Book
Revenues				
Intergovernmental	$0	$1,519,337	$0	$0
Investment Earnings	0	0	0	0
Contributions and Donations	206,633	0	163,712	975
Total Revenues	206,633	1,519,337	163,712	975
Expenditures				
Current:				
Administration and Support	0	0	76,195	0
Public Services	206,807	1,536,894	139,651	975
Capital Outlay	0	0	0	0
Total Expenditures	206,807	1,536,894	215,846	975
Net Change in Fund Balances	(174)	(17,557)	(52,134)	0
Fund Balances (Deficit) Beginning of Year	1,343	(191,550)	232,237	900
Fund Balances (Deficit) End of Year	$1,169	($209,107)	$180,103	$900

Schweinfurth	Learning Centers	LSTA KIN	MyCom	Total Nonmajor Special Revenue Funds
$0	$0	$226,187	$72,240	$1,817,764
0	0	0	0	1,294,928
100,790	132,758	0	0	757,122
100,790	132,758	226,187	72,240	3,869,814
0	0	0	0	76,295
66,982	100,926	250,123	80,320	2,587,919
0	29,432	0	0	41,300
66,982	130,358	250,123	80,320	2,705,514
33,808	2,400	(23,936)	(8,080)	1,164,300
45,717	0	63,117	(2,000)	16,109,857
$79,525	$2,400	$39,181	($10,080)	$17,274,157

Cleveland Public Library
Cuyahoga County
Combining Balance Sheet
Nonmajor Permanent Funds
December 31, 2014

	Abel	Ambler	Beard	Klein
Assets				
Equity in Pooled Cash and Cash Equivalents	$293,611	$2,776	$172,373	$6,544
Fund Balances				
Nonspendable	$10,000	$200	$8,886	$500
Restricted	283,611	2,576	163,487	6,044
Total Fund Balances	$293,611	$2,776	$172,373	$6,544

Malon/ Schroeder	McDonald	Ratner	Root	Sugarman	Thompson
$323,719	$228,489	$113,377	$47,637	$218,074	$196,731
$110,000	$8,932	$5,000	$6,000	$148,377	$43,754
213,719	219,557	108,377	41,637	69,697	152,977
$323,719	$228,489	$113,377	$47,637	$218,074	$196,731

(continued)

Cleveland Public Library
Cuyahoga County
Combining Balance Sheet
Nonmajor Permanent Funds (continued)
December 31, 2014

	Weidenthal	White	Beard Anna Young	Total Nonmajor Permanent Funds
Assets				
Equity in Pooled Cash and Cash Equivalents	$8,033	$2,706,349	$87,575	$4,405,288
Fund Balances				
Nonspendable	$500	$374,887	$67,281	$784,317
Restricted	7,533	2,331,462	20,294	3,620,971
Total Fund Balances	$8,033	$2,706,349	$87,575	$4,405,288

Cleveland Public Library
Cuyahoga County
Combining Statement of Revenues, Expenditures and Changes in Fund Balances
Nonmajor Permanent Funds
For the Year Ended December 31, 2014

	Abel	Ambler	Beard	Klein
Revenues				
Investment Earnings	$22,611	$209	$12,906	$493
Expenditures				
Current:				
Administration and Support	0	0	2,090	0
Public Services	0	0	0	0
Total Expenditures	0	0	2,090	0
Net Change in Fund Balances	22,611	209	10,816	493
Fund Balances Beginning of Year	271,000	2,567	161,557	6,051
Fund Balances End of Year	$293,611	$2,776	$172,373	$6,544

(continued)

Cleveland Public Library
Cuyahoga County
Combining Statement of Revenues, Expenditures and Changes in Fund Balances
Nonmajor Permanent Funds (continued)
For the Year Ended December 31, 2014

	Malon/ Schroeder	McDonald	Ratner	Root
Revenues				
Investment Earnings	$23,895	$17,684	$8,695	$3,645
Expenditures				
Current:				
Administration and Support	0	0	0	0
Public Services	1,175	0	0	0
Total Expenditures	1,175	0	0	0
Net Change in Fund Balances	22,720	17,684	8,695	3,645
Fund Balances Beginning of Year	300,999	210,805	104,682	43,992
Fund Balances End of Year	$323,719	$228,489	$113,377	$47,637

Sugarman	Thompson	Weidenthal	White	Beard Anna Young	Total Nonmajor Permanent Funds
$17,163	$15,165	$608	$207,248	$6,738	$337,060
0	0	0	0	0	2,090
13,065	0	0	33,034	0	47,274
13,065	0	0	33,034	0	49,364
4,098	15,165	608	174,214	6,738	287,696
213,976	181,566	7,425	2,532,135	80,837	4,117,592
$218,074	$196,731	$8,033	$2,706,349	$87,575	$4,405,288

(This page intentionally left blank)

Individual Fund Schedules of Revenues, Expenditures/Expenses

and Changes in Fund Balances/Equity –

Budget (Non-GAAP Basis) and Actual

Cleveland Public Library
Cuyahoga County
Schedule of Revenues, Expenditures and Changes
in Fund Balance - Budget (Non-GAAP Basis) and Actual
General Fund
For the Year Ended December 31, 2014

	Budgeted Amounts			Variance with Final Budget Positive
	Original	Final	Actual	(Negative)
Revenues				
Property and Other Taxes	$24,140,419	$24,140,419	$25,132,257	$991,838
Fines and Fees	370,000	370,000	398,988	28,988
Charges for Services	3,245,401	3,366,741	3,467,756	101,015
Intergovernmental	23,835,956	23,932,946	24,638,595	705,649
Investment Earnings	157,213	157,213	275,183	117,970
Contributions and Donations	5,000	5,000	11,127	6,127
Miscellaneous	544,352	544,352	796,642	252,290
Total Revenues	52,298,341	52,516,671	54,720,548	2,203,877
Expenditures				
Current:				
Administration and Support				
Salaries and Wages	13,247,459	13,552,964	13,552,964	0
Supplies	997,705	865,264	817,557	47,707
Purchased Services	8,290,482	7,717,030	7,475,534	241,496
Library Materials	1,779,558	1,899,398	1,776,826	122,572
Other	87,800	95,400	94,419	981
Total Administration and Support	24,403,004	24,130,056	23,717,300	412,756
Public Services				
Salaries and Wages	23,004,129	22,984,625	22,820,046	164,579
Supplies	186,469	333,910	333,910	0
Purchased Services	3,347,405	3,673,957	3,673,948	9
Library Materials	9,544,541	9,584,441	9,448,285	136,156
Other	18,497	18,397	18,255	142
Total Public Services	36,101,041	36,595,330	36,294,444	300,886
Capital Outlay				
Furniture and Equipment	470,655	427,855	384,213	43,642
Computer Hardware/Software	126,579	69,380	69,380	0
Motor Vehicles	58,838	58,838	58,838	0
Total Capital Outlay	656,072	556,073	512,431	43,642
Total Expenditures	61,160,117	61,281,459	60,524,175	757,284
Excess of Revenues Under Expenditures	(8,861,776)	(8,764,788)	(5,803,627)	2,961,161
Other Financing Sources (Uses)				
Sale of Capital Assets	0	0	1,000	1,000
Advances In	0	0	179,140	179,140
Advances Out	0	0	(119,500)	(119,500)
Transfers Out	0	(3,500,000)	(3,500,000)	0
Total Other Financing Sources (Uses)	0	(3,500,000)	(3,439,360)	60,640
Net Change in Fund Balance	(8,861,776)	(12,264,788)	(9,242,987)	3,021,801
Fund Balance Beginning of Year	25,189,288	25,189,288	25,189,288	0
Prior Year Encumbrances Appropriated	6,974,063	6,974,063	6,974,063	0
Fund Balance End of Year	$23,301,575	$19,898,563	$22,920,364	$3,021,801

Cleveland Public Library
Cuyahoga County
Schedule of Revenues, Expenditures and Changes
in Fund Balance - Budget (Non-GAAP Basis) and Actual
Building and Repair Fund
For the Year Ended December 31, 2014

	Budgeted Amounts			Variance with Final Budget Positive (Negative)
	Original	Final	Actual	
Revenues				
Intergovernmental	$0	$189,751	$189,751	$0
Contributions and Donations	0	0	50,000	50,000
Total Revenues	0	189,751	239,751	50,000
Expenditures				
Capital Outlay				
Construction/Improvements	11,435,109	15,069,084	2,349,545	12,719,539
Furniture and Equipment	12,185	250,472	212,839	37,633
Computer Hardware/Software	2,237,256	2,289,627	1,585,752	703,875
Total Expenditures	13,684,550	17,609,183	4,148,136	13,461,047
Excess of Revenues Under Expenditures	(13,684,550)	(17,419,432)	(3,908,385)	13,511,047
Other Financing Sources				
Transfers In	0	3,500,000	3,500,000	0
Net Change in Fund Balance	(13,684,550)	(13,919,432)	(408,385)	13,511,047
Fund Balance Beginning of Year	12,134,882	12,134,882	12,134,882	0
Prior Year Encumbrances Appropriated	1,784,550	1,784,550	1,784,550	0
Fund Balance End of Year	$234,882	$0	$13,511,047	$13,511,047

Cleveland Public Library
Cuyahoga County
Schedule of Revenues, Expenditures and Changes
in Fund Balance - Budget (Non-GAAP Basis) and Actual
Anderson Fund
For the Year Ended December 31, 2014

	Budgeted Amounts			Variance with Final Budget Positive (Negative)
	Original	Final	Actual	
Revenues				
Investment Earnings	$10,248	$10,248	$22,803	$12,555
Expenditures				
Current:				
Public Services	201,248	227,679	0	227,679
Net Change in Fund Balance	(191,000)	(217,431)	22,803	240,234
Fund Balance Beginning of Year	237,574	237,574	237,574	0
Fund Balance End of Year	$46,574	$20,143	$260,377	$240,234

Cleveland Public Library
Cuyahoga County
Schedule of Revenues, Expenditures and Changes
in Fund Balance - Budget (Non-GAAP Basis) and Actual
Endowment for the Blind Fund
For the Year Ended December 31, 2014

	Budgeted Amounts			Variance with Final Budget Positive (Negative)
	Original	Final	Actual	
Revenues				
Investment Earnings	$79,748	$79,748	$175,305	$95,557
Expenditures				
Capital Outlay	1,749,748	1,950,380	0	1,950,380
Net Change in Fund Balance	(1,670,000)	(1,870,632)	175,305	2,045,937
Fund Balance Beginning of Year	1,870,632	1,870,632	1,870,632	0
Fund Balance End of Year	$200,632	$0	$2,045,937	$2,045,937

Cleveland Public Library
Cuyahoga County
Schedule of Revenues, Expenditures and Changes
in Fund Balance - Budget (Non-GAAP Basis) and Actual
Founders Fund
For the Year Ended December 31, 2014

	Budgeted Amounts			Variance with Final Budget Positive (Negative)
	Original	Final	Actual	
Revenues				
Investment Earnings	$206,606	$206,606	$496,199	$289,593
Contributions and Donations	0	513,551	513,551	0
Total Revenues	206,606	720,157	1,009,750	289,593
Expenditures				
Current:				
Public Services	2,281,031	2,838,290	215,700	2,622,590
Capital Outlay	15,000	15,000	15,000	0
Total Expenditures	2,296,031	2,853,290	230,700	2,622,590
Net Change in Fund Balance	(2,089,425)	(2,133,133)	779,050	2,912,183
Fund Balance Beginning of Year	5,041,370	5,041,370	5,041,370	0
Prior Year Encumbrances Appropriated	56,425	56,425	56,425	0
Fund Balance End of Year	$3,008,370	$2,964,662	$5,876,845	$2,912,183

Cleveland Public Library
Cuyahoga County
Schedule of Revenues, Expenditures and Changes
in Fund Balance - Budget (Non-GAAP Basis) and Actual
Kaiser Fund
For the Year Ended December 31, 2014

	Budgeted Amounts			Variance with Final Budget Positive (Negative)
	Original	Final	Actual	
Revenues				
Investment Earnings	$2,198	$2,198	$4,889	$2,691
Expenditures				
Current:				
Public Services	46,198	52,715	0	52,715
Net Change in Fund Balance	(44,000)	(50,517)	4,889	55,406
Fund Balance Beginning of Year	50,517	50,517	50,517	0
Fund Balance End of Year	$6,517	$0	$55,406	$55,406

Cleveland Public Library
Cuyahoga County
Schedule of Revenues, Expenditures and Changes
in Fund Balance - Budget (Non-GAAP Basis) and Actual
Kraley Fund
For the Year Ended December 31, 2014

	Budgeted Amounts			Variance with Final Budget Positive (Negative)
	Original	Final	Actual	
Revenues				
Investment Earnings	$6,186	$6,186	$13,764	$7,578
Expenditures				
Current:				
Public Services	159,186	175,708	0	175,708
Net Change in Fund Balance	(153,000)	(169,522)	13,764	183,286
Fund Balance Beginning of Year	169,522	169,522	169,522	0
Fund Balance End of Year	$16,522	$0	$183,286	$183,286

Cleveland Public Library
Cuyahoga County
Schedule of Revenues, Expenditures and Changes
in Fund Balance - Budget (Non-GAAP Basis) and Actual
Library Fund
For the Year Ended December 31, 2014

	Budgeted Amounts			Variance with Final Budget Positive (Negative)
	Original	Final	Actual	
Revenues				
Investment Earnings	$4,288	$3,199	$3,199	$0
Contributions and Donations	1,000	4,289	6,415	2,126
Total Revenues	5,288	7,488	9,614	2,126
Expenditures				
Current:				
Administration and Support	128,223	161,644	100	161,544
Public Services	21,303	18,529	9,882	8,647
Capital Outlay	9,067	8,438	8,378	60
Total Expenditures	158,593	188,611	18,360	170,251
Net Change in Fund Balance	(153,305)	(181,123)	(8,746)	172,377
Fund Balance Beginning of Year	175,818	175,818	175,818	0
Prior Year Encumbrances Appropriated	5,305	5,305	5,305	0
Fund Balance End of Year	$27,818	$0	$172,377	$172,377

Cleveland Public Library
Cuyahoga County
Schedule of Revenues, Expenditures and Changes
in Fund Balance - Budget (Non-GAAP Basis) and Actual
Pepke Fund
For the Year Ended December 31, 2014

	Budgeted Amounts			Variance with Final Budget Positive (Negative)
	Original	Final	Actual	
Revenues				
Investment Earnings	$4,574	$4,574	$9,823	$5,249
Expenditures				
Current:				
Public Services	101,574	113,591	0	113,591
Net Change in Fund Balance	(97,000)	(109,017)	9,823	118,840
Fund Balance Beginning of Year	109,017	109,017	109,017	0
Fund Balance End of Year	$12,017	$0	$118,840	$118,840

Cleveland Public Library
Cuyahoga County
Schedule of Revenues, Expenditures and Changes
in Fund Balance - Budget (Non-GAAP Basis) and Actual
Wickwire Fund
For the Year Ended December 31, 2014

	Budgeted Amounts			Variance with Final Budget Positive (Negative)
	Original	Final	Actual	
Revenues				
Investment Earnings	$56,350	$56,350	$121,658	$65,308
Expenditures				
Current:				
Public Services	1,124,481	1,257,447	13,383	1,244,064
Net Change in Fund Balance	(1,068,131)	(1,201,097)	108,275	1,309,372
Fund Balance Beginning of Year	1,208,218	1,208,218	1,208,218	0
Prior Year Encumbrances Appropriated	131	131	131	0
Fund Balance End of Year	$140,218	$7,252	$1,316,624	$1,309,372

Cleveland Public Library
Cuyahoga County
Schedule of Revenues, Expenditures and Changes
in Fund Balance - Budget (Non-GAAP Basis) and Actual
Wittke Fund
For the Year Ended December 31, 2014

	Budgeted Amounts			Variance with Final Budget Positive (Negative)
	Original	Final	Actual	
Revenues				
Investment Earnings	$3,214	$3,214	$7,152	$3,938
Expenditures				
Current:				
Public Services	69,214	77,635	0	77,635
Net Change in Fund Balance	(66,000)	(74,421)	7,152	81,573
Fund Balance Beginning of Year	74,421	74,421	74,421	0
Fund Balance End of Year	$8,421	$0	$81,573	$81,573

Cleveland Public Library
Cuyahoga County
Schedule of Revenues, Expenditures and Changes
in Fund Balance - Budget (Non-GAAP Basis) and Actual
Young Fund
For the Year Ended December 31, 2014

	Budgeted Amounts			Variance with Final Budget Positive (Negative)
	Original	Final	Actual	
Revenues				
Investment Earnings	$134,378	$134,378	$273,003	$138,625
Contributions and Donations	40,000	46,063	48,263	2,200
Total Revenues	174,378	180,441	321,266	140,825
Expenditures				
Current:				
Public Services	3,299,378	3,652,742	10,598	3,642,144
Capital Outlay	1,000	6,000	4,185	1,815
Total Expenditures	3,300,378	3,658,742	14,783	3,643,959
Net Change in Fund Balance	(3,126,000)	(3,478,301)	306,483	3,784,784
Fund Balance Beginning of Year	3,478,301	3,478,301	3,478,301	0
Fund Balance End of Year	$352,301	$0	$3,784,784	$3,784,784

Cleveland Public Library
Cuyahoga County
Schedule of Revenues, Expenditures and Changes
in Fund Balance - Budget (Non-GAAP Basis) and Actual
Friends Fund
For the Year Ended December 31, 2014

	Budgeted Amounts			Variance with Final Budget Positive (Negative)
	Original	Final	Actual	
Revenues				
Contributions and Donations	$12,000	$14,500	$14,500	$0
Expenditures				
Current:				
Public Services	13,720	16,220	16,220	0
Excess of Revenues Under Expenditures	(1,720)	(1,720)	(1,720)	0
Other Financing Sources (Uses)				
Advances In	0	0	24,500	24,500
Advances Out	0	0	(24,500)	(24,500)
Total Other Financing Sources (Uses)	0	0	0	0
Net Change in Fund Balance	(1,720)	(1,720)	(1,720)	0
Fund Balance Beginning of Year	0	0	0	0
Prior Year Encumbrances Appropriated	1,720	1,720	1,720	0
Fund Balance End of Year	$0	$0	$0	$0

Cleveland Public Library
Cuyahoga County
Schedule of Revenues, Expenditures and Changes
in Fund Balance - Budget (Non-GAAP Basis) and Actual
Judd Fund
For the Year Ended December 31, 2014

	Budgeted Amounts			Variance with Final Budget Positive (Negative)
	Original	Final	Actual	
Revenues				
Contributions and Donations	$195,000	$206,633	$206,633	$0
Expenditures				
Current:				
Public Services	200,940	212,573	212,573	0
Net Change in Fund Balance	(5,940)	(5,940)	(5,940)	0
Fund Balance Beginning of Year	0	0	0	0
Prior Year Encumbrances Appropriated	5,940	5,940	5,940	0
Fund Balance End of Year	$0	$0	$0	$0

Cleveland Public Library
Cuyahoga County
Schedule of Revenues, Expenditures and Changes
in Fund Balance - Budget (Non-GAAP Basis) and Actual
Ohio Library for the Blind and Physically Disabled (OLBPD) Fund
For the Year Ended December 31, 2014

	Budgeted Amounts			Variance with Final Budget Positive (Negative)
	Original	Final	Actual	
Revenues				
Intergovernmental	$1,508,194	$1,508,194	$1,508,194	$0
Expenditures				
Current:				
Public Services	1,519,337	1,519,337	1,577,933	(58,596)
Excess of Revenues Under Expenditures	(11,143)	(11,143)	(69,739)	(58,596)
Other Financing Uses				
Advances Out	0	0	(60,000)	(60,000)
Net Change in Fund Balance	(11,143)	(11,143)	(129,739)	(118,596)
Fund Balance Beginning of Year	60,000	60,000	60,000	0
Prior Year Encumbrances Appropriated	11,143	11,143	11,143	0
Fund Balance (Deficit) End of Year	$60,000	$60,000	($58,596)	($118,596)

Cleveland Public Library
Cuyahoga County
Schedule of Revenues, Expenditures and Changes
in Fund Balance - Budget (Non-GAAP Basis) and Actual
Lockwood Thompson Memorial Fund
For the Year Ended December 31, 2014

	Budgeted Amounts			Variance with Final Budget Positive (Negative)
	Original	Final	Actual	
Revenues				
Contributions and Donations	$154,000	$163,712	$163,712	$0
Expenditures				
Current:				
Administration and Support	54,624	79,497	79,497	0
Public Services	325,924	316,452	236,916	79,536
Total Expenditures	380,548	395,949	316,413	79,536
Net Change in Fund Balance	(226,548)	(232,237)	(152,701)	79,536
Fund Balance Beginning of Year	5,689	5,689	5,689	0
Prior Year Encumbrances Appropriated	226,548	226,548	226,548	0
Fund Balance End of Year	$5,689	$0	$79,536	$79,536

Cleveland Public Library
Cuyahoga County
Schedule of Revenues, Expenditures and Changes
in Fund Balance - Budget (Non-GAAP Basis) and Actual
Ohio Center for the Book Fund
For the Year Ended December 31, 2014

	Budgeted Amounts			Variance with Final Budget Positive (Negative)
	Original	Final	Actual	
Revenues				
Contributions and Donations	$900	$900	$900	$0
Expenditures				
Current:				
Public Services	975	975	975	0
Net Change in Fund Balance	(75)	(75)	(75)	0
Fund Balance Beginning of Year	75	75	75	0
Fund Balance End of Year	$0	$0	$0	$0

Cleveland Public Library
Cuyahoga County
Schedule of Revenues, Expenditures and Changes
in Fund Balance - Budget (Non-GAAP Basis) and Actual
Schweinfurth Fund
For the Year Ended December 31, 2014

	Budgeted Amounts			Variance with Final Budget Positive (Negative)
	Original	Final	Actual	
Revenues				
Contributions and Donations	$51,000	$51,000	$65,126	$14,126
Expenditures				
Current:				
Public Services	106,000	116,651	79,492	37,159
Net Change in Fund Balance	(55,000)	(65,651)	(14,366)	51,285
Fund Balance Beginning of Year	65,651	65,651	65,651	0
Fund Balance End of Year	$10,651	$0	$51,285	$51,285

Cleveland Public Library
Cuyahoga County
Schedule of Revenues, Expenditures and Changes
in Fund Balance - Budget (Non-GAAP Basis) and Actual
Learning Centers Fund
For the Year Ended December 31, 2014

	Budgeted Amounts			Variance with Final Budget Positive (Negative)
	Original	Final	Actual	
Revenues				
Contributions and Donations	$228,500	$228,500	$228,500	$0
Expenditures				
Current:				
Public Services	184,600	184,600	117,676	66,924
Capital Outlay	43,900	43,900	29,432	14,468
Total Expenditures	228,500	228,500	147,108	81,392
Net Change in Fund Balance	0	0	81,392	81,392
Fund Balance Beginning of Year	0	0	0	0
Fund Balance End of Year	$0	$0	$81,392	$81,392

Cleveland Public Library
Cuyahoga County
Schedule of Revenues, Expenditures and Changes
in Fund Balance - Budget (Non-GAAP Basis) and Actual
LSTA Know It Now Fund
For the Year Ended December 31, 2014

	Budgeted Amounts			Variance with Final Budget Positive (Negative)
	Original	Final	Actual	
Revenues				
Intergovernmental	$298,391	$198,494	$210,261	$11,767
Expenditures				
Current:				
Public Services	308,552	258,047	234,216	23,831
Net Change in Fund Balance	(10,161)	(59,553)	(23,955)	35,598
Fund Balance Beginning of Year	49,392	49,392	49,392	0
Prior Year Encumbrances Appropriated	10,161	10,161	10,161	0
Fund Balance End of Year	$49,392	$0	$35,598	$35,598

Cleveland Public Library
Cuyahoga County
Schedule of Revenues, Expenditures and Changes
in Fund Balance - Budget (Non-GAAP Basis) and Actual
MyCom Fund
For the Year Ended December 31, 2014

	Budgeted Amounts			Variance with Final Budget Positive (Negative)
	Original	Final	Actual	
Revenues				
Intergovernmental	$94,640	$113,040	$113,040	$0
Expenditures				
Current:				
Public Services	166,880	167,240	167,240	0
Excess of Revenues Under Expenditures	(72,240)	(54,200)	(54,200)	0
Other Financing Sources (Uses)				
Advances In	0	0	95,000	95,000
Advances Out	0	0	(94,640)	(94,640)
Total Other Financing Sources (Uses)	0	0	360	360
Net Change in Fund Balance	(72,240)	(54,200)	(53,840)	360
Fund Balance (Deficit) Beginning of Year	(18,400)	(18,400)	(18,400)	0
Prior Year Encumbrances Appropriated	72,240	72,240	72,240	0
Fund Balance (Deficit) End of Year	($18,400)	($360)	$0	$360

Cleveland Public Library
Cuyahoga County
Schedule of Revenues, Expenditures and Changes
in Fund Balance - Budget (Non-GAAP Basis) and Actual
Abel Fund
For the Year Ended December 31, 2014

	Budgeted Amounts			Variance with Final Budget Positive (Negative)
	Original	Final	Actual	
Revenues				
Investment Earnings	$8,708	$8,708	$19,376	$10,668
Expenditures				
Current:				
Public Services	177,708	200,360	0	200,360
Net Change in Fund Balance	(169,000)	(191,652)	19,376	211,028
Fund Balance Beginning of Year	201,652	201,652	201,652	0
Fund Balance End of Year	$32,652	$10,000	$221,028	$211,028

Cleveland Public Library
Cuyahoga County
Schedule of Revenues, Expenditures and Changes
in Fund Balance - Budget (Non-GAAP Basis) and Actual
Ambler Fund
For the Year Ended December 31, 2014

	Budgeted Amounts			Variance with Final Budget Positive (Negative)
	Original	Final	Actual	
Revenues				
Investment Earnings	$40	$40	$179	$139
Expenditures				
Current:				
Public Services	1,540	1,762	0	1,762
Net Change in Fund Balance	(1,500)	(1,722)	179	1,901
Fund Balance Beginning of Year	1,922	1,922	1,922	0
Fund Balance End of Year	$422	$200	$2,101	$1,901

Cleveland Public Library
Cuyahoga County
Schedule of Revenues, Expenditures and Changes
in Fund Balance - Budget (Non-GAAP Basis) and Actual
Beard Fund
For the Year Ended December 31, 2014

	Budgeted Amounts			Variance with Final Budget Positive (Negative)
	Original	Final	Actual	
Revenues				
Investment Earnings	$6,350	$6,350	$12,550	$6,200
Expenditures				
Current:				
Administration and Support	103,284	118,011	5,901	112,110
Net Change in Fund Balance	(96,934)	(111,661)	6,649	118,310
Fund Balance Beginning of Year	118,613	118,613	118,613	0
Prior Year Encumbrances Appropriated	1,934	1,934	1,934	0
Fund Balance End of Year	$23,613	$8,886	$127,196	$118,310

Cleveland Public Library
Cuyahoga County
Schedule of Revenues, Expenditures and Changes
in Fund Balance - Budget (Non-GAAP Basis) and Actual
Klein Fund
For the Year Ended December 31, 2014

	Budgeted Amounts			Variance with Final Budget Positive (Negative)
	Original	Final	Actual	
Revenues				
Investment Earnings	$190	$190	$422	$232
Expenditures				
Current:				
Public Services	3,690	4,242	0	4,242
Net Change in Fund Balance	(3,500)	(4,052)	422	4,474
Fund Balance Beginning of Year	4,552	4,552	4,552	0
Fund Balance End of Year	$1,052	$500	$4,974	$4,474

Cleveland Public Library
Cuyahoga County
Schedule of Revenues, Expenditures and Changes
in Fund Balance - Budget (Non-GAAP Basis) and Actual
Malon/Schroeder Fund
For the Year Ended December 31, 2014

	Budgeted Amounts			Variance with Final Budget Positive (Negative)
	Original	Final	Actual	
Revenues				
Investment Earnings	$9,642	$9,642	$21,038	$11,396
Expenditures				
Current:				
Public Services	127,842	151,619	1,175	150,444
Net Change in Fund Balance	(118,200)	(141,977)	19,863	161,840
Fund Balance Beginning of Year	250,777	250,777	250,777	0
Prior Year Encumbrances Appropriated	1,200	1,200	1,200	0
Fund Balance End of Year	$133,777	$110,000	$271,840	$161,840

Cleveland Public Library
Cuyahoga County
Schedule of Revenues, Expenditures and Changes
in Fund Balance - Budget (Non-GAAP Basis) and Actual
McDonald Fund
For the Year Ended December 31, 2014

	Budgeted Amounts			Variance with Final Budget Positive (Negative)
	Original	Final	Actual	
Revenues				
Investment Earnings	$6,688	$6,688	$16,255	$9,567
Expenditures				
Current:				
Public Services	137,688	155,436	0	155,436
Net Change in Fund Balance	(131,000)	(148,748)	16,255	165,003
Fund Balance Beginning of Year	157,679	157,679	157,679	0
Fund Balance End of Year	$26,679	$8,931	$173,934	$165,003

Cleveland Public Library
Cuyahoga County
Schedule of Revenues, Expenditures and Changes
in Fund Balance - Budget (Non-GAAP Basis) and Actual
Ratner Fund
For the Year Ended December 31, 2014

	Budgeted Amounts			Variance with Final Budget Positive (Negative)
	Original	Final	Actual	
Revenues				
Investment Earnings	$3,316	$3,316	$7,186	$3,870
Expenditures				
Current:				
Public Services	66,316	75,581	0	75,581
Net Change in Fund Balance	(63,000)	(72,265)	7,186	79,451
Fund Balance Beginning of Year	77,265	77,265	77,265	0
Fund Balance End of Year	$14,265	$5,000	$84,451	$79,451

Cleveland Public Library
Cuyahoga County
Schedule of Revenues, Expenditures and Changes
in Fund Balance - Budget (Non-GAAP Basis) and Actual
Root Fund
For the Year Ended December 31, 2014

	Budgeted Amounts			Variance with Final Budget Positive (Negative)
	Original	Final	Actual	
Revenues				
Investment Earnings	$1,404	$1,404	$3,123	$1,719
Expenditures				
Current:				
Public Services	24,404	28,594	0	28,594
Net Change in Fund Balance	(23,000)	(27,190)	3,123	30,313
Fund Balance Beginning of Year	33,190	33,190	33,190	0
Fund Balance End of Year	$10,190	$6,000	$36,313	$30,313

Cleveland Public Library
Cuyahoga County
Schedule of Revenues, Expenditures and Changes
in Fund Balance - Budget (Non-GAAP Basis) and Actual
Sugarman Fund
For the Year Ended December 31, 2014

	Budgeted Amounts			Variance with Final Budget Positive (Negative)
	Original	Final	Actual	
Revenues				
Investment Earnings	$7,340	$7,340	$15,850	$8,510
Expenditures				
Current:				
Public Services	26,340	44,157	13,065	31,092
Net Change in Fund Balance	(19,000)	(36,817)	2,785	39,602
Fund Balance Beginning of Year	185,194	185,194	185,194	0
Fund Balance End of Year	$166,194	$148,377	$187,979	$39,602

Cleveland Public Library
Cuyahoga County
Schedule of Revenues, Expenditures and Changes
in Fund Balance - Budget (Non-GAAP Basis) and Actual
Thompson Fund
For the Year Ended December 31, 2014

	Budgeted Amounts			Variance with Final Budget Positive (Negative)
	Original	Final	Actual	
Revenues				
Investment Earnings	$5,840	$5,840	$12,994	$7,154
Expenditures				
Current:				
Public Services	87,840	103,023	0	103,023
Net Change in Fund Balance	(82,000)	(97,183)	12,994	110,177
Fund Balance Beginning of Year	140,937	140,937	140,937	0
Fund Balance End of Year	$58,937	$43,754	$153,931	$110,177

Cleveland Public Library
Cuyahoga County
Schedule of Revenues, Expenditures and Changes
in Fund Balance - Budget (Non-GAAP Basis) and Actual
Weidenthal Fund
For the Year Ended December 31, 2014

	Budgeted Amounts			Variance with Final Budget Positive (Negative)
	Original	Final	Actual	
Revenues				
Investment Earnings	$234	$234	$521	$287
Expenditures				
Current:				
Public Services	4,734	5,385	0	5,385
Net Change in Fund Balance	(4,500)	(5,151)	521	5,672
Fund Balance Beginning of Year	5,651	5,651	5,651	0
Fund Balance End of Year	$1,151	$500	$6,172	$5,672

Cleveland Public Library
Cuyahoga County
Schedule of Revenues, Expenditures and Changes
in Fund Balance - Budget (Non-GAAP Basis) and Actual
White Fund
For the Year Ended December 31, 2014

	Budgeted Amounts			Variance with Final Budget Positive (Negative)
	Original	Final	Actual	
Revenues				
Investment Earnings	$86,838	$86,838	$190,134	$103,296
Expenditures				
Current:				
Public Services	1,389,215	1,596,630	48,996	1,547,634
Net Change in Fund Balance	(1,302,377)	(1,509,792)	141,138	1,650,930
Fund Balance Beginning of Year	1,884,302	1,884,302	1,884,302	0
Prior Year Encumbrances Appropriated	377	377	377	0
Fund Balance End of Year	$582,302	$374,887	$2,025,817	$1,650,930

Cleveland Public Library
Cuyahoga County
Schedule of Revenues, Expenditures and Changes
in Fund Balance - Budget (Non-GAAP Basis) and Actual
Beard Anna Young Fund
For the Year Ended December 31, 2014

	Budgeted Amounts			Variance with Final Budget Positive (Negative)
	Original	Final	Actual	
Revenues				
Investment Earnings	$0	$0	$5,774	$5,774
Expenditures				
Current:				
Administration and Support	890	7,484	0	7,484
Net Change in Fund Balance	(890)	(7,484)	5,774	13,258
Fund Balance Beginning of Year	74,765	74,765	74,765	0
Fund Balance End of Year	$73,875	$67,281	$80,539	$13,258

(This page intentionally left blank)

STATISTICAL SECTION

Statistical Section

This part of the Cleveland Public Library's Comprehensive Annual Financial Report presents detailed information as a context for understanding what the information in the financial statements, note disclosures and required supplementary information says about the Library's overall financial health.

Contents **Pages(s)**

Financial Trends ..... ***S2 – S9***

These schedules contain trend information to help the reader understand how the Library's financial performance and well-being have changed over time.

Revenue Capacity ..... ***S10 – S18***

These schedules contain information to help the reader assess the Library's most significant local revenue, the property tax.

Economic and Demographic Information ..... ***S19 – S20***

These schedules offer economic and demographic indicators to help the reader understand the environment within which the Library's financial activities take place.

Operating Information ..... ***S22 – S39***

These schedules contain service and infrastructure data to help the reader understand how the information in the Library's financial report relates to the services the Library provides and the activities it performs.

Sources: Unless otherwise noted, the information in these schedules is derived from the Basic Financial Statements / General Purpose Financial Statements for the relevant year.

Cleveland Public Library
Cuyahoga County
Net Position By Component
Last Ten Years
(Accrual Basis of Accounting)

	2014	2013	2012	2011 (Restated)	2010
Governmental Activities					
Net Investment in Capital Assets	$89,206,483	$91,848,752	$94,528,127	$96,879,830	$100,613,647
Restricted	14,542,182	13,526,515	11,521,146	10,406,618	10,000,553
Unrestricted	84,591,259	81,421,117	85,067,218	82,081,320	73,352,974
Total Governmental Activities Net Position	$188,339,924	$186,796,384	$191,116,491	$189,367,768	$183,967,174

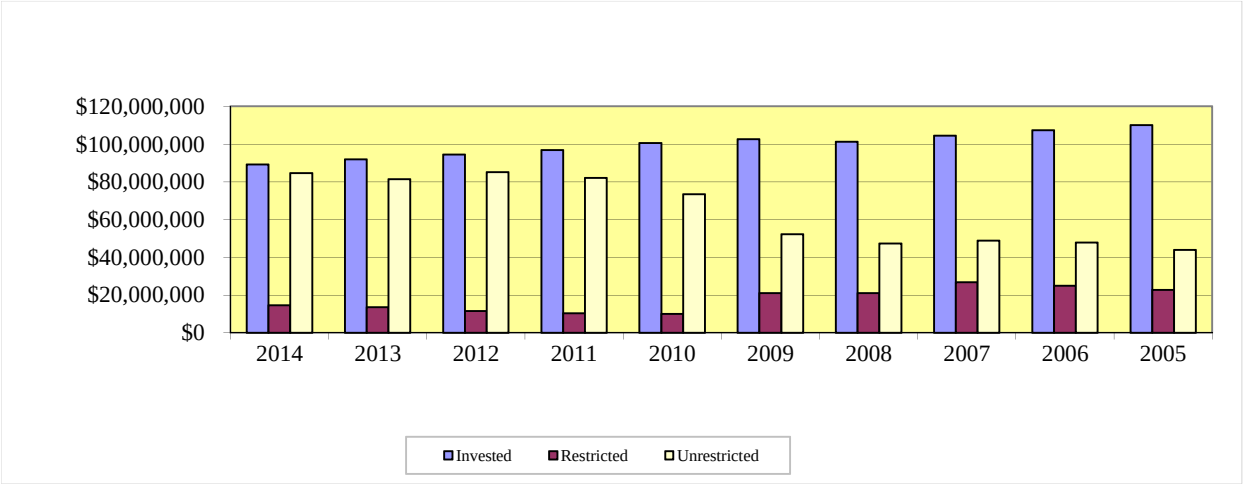

2009	2008	2007	2006	2005
$102,606,127	$101,326,326	$104,498,919	$107,407,431	$110,131,738
21,065,169	20,986,011	26,829,348	24,852,900	22,643,378
52,283,523	47,365,150	48,835,811	47,845,544	43,864,467
$175,954,819	$169,677,487	$180,164,078	$180,105,875	$176,639,583

Cleveland Public Library
Cuyahoga County
Changes in Net Position
Last Ten Years
(Accrual Basis of Accounting)

	2014	2013	2012	2011 (Restated)	2010
Program Revenues					
Governmental Activities:					
Charges for Services:					
Administration and Support	$3,362,720	$3,045,659	$3,053,765	$2,601,707	$2,646,483
Public Services	406,918	392,289	380,186	452,568	430,153
Subtotal - Charges for Services	3,769,638	3,437,948	3,433,951	3,054,275	3,076,636
Operating Grants, Contributions and Investment Earnings:					
Administration and Support	95,667	107,065	60,175	50,590	67,343
Public Services	4,169,486	5,556,587	5,011,884	2,335,651	3,281,431
Subtotal - Operating Grants and Contributions	4,265,153	5,663,652	5,072,059	2,386,241	3,348,774
Capital Grants and Contributions:					
Public Services	189,751	50,000	52,700	0	0
Total Governmental Activities Program Revenues	8,224,542	9,151,600	8,558,710	5,440,516	6,425,410
Expenses					
Governmental Activities:					
Administration and Support	22,543,315	21,376,607	22,427,970	22,008,997	21,894,937
Public Services	38,109,756	39,240,774	38,935,923	39,624,599	41,802,466
Total Governmental Activities Expenses	60,653,071	60,617,381	61,363,893	61,633,596	63,697,403
Net Expense					
Governmental Activities	(52,428,529)	(51,465,781)	(52,805,183)	(56,193,080)	(57,271,993)
General Revenues					
Governmental Activities					
Taxes:					
Property and Other Taxes Levied For:					
General Purposes	27,151,087	22,311,584	28,248,758	29,042,241	33,678,372
Grants and Entitlements not Restricted to Specific Programs	25,843,274	23,898,031	25,229,927	31,365,166	30,665,636
Investment Earnings	241,905	150,389	249,417	339,555	418,177
Gain on Sale of Capital Assets	1,000	7,413	3,015	2,099	0
Miscellaneous	734,803	778,257	822,789	844,613	522,163
Total Governmental Activities	53,972,069	47,145,674	54,553,906	61,593,674	65,284,348
Change in Net Position					
Governmental Activities	$1,543,540	($4,320,107)	$1,748,723	$5,400,594	$8,012,355

2009	2008	2007	2006	2005
$2,930,834	$3,007,800	$2,965,073	$3,018,155	$3,000,186
332,036	322,319	366,567	387,874	426,240
3,262,870	3,330,119	3,331,640	3,406,029	3,426,426
401,175	2,432	195,839	408,922	304,202
3,162,453	1,406,148	1,797,644	1,804,249	1,258,284
3,563,628	1,408,580	1,993,483	2,213,171	1,562,486
0	0	0	0	0
6,826,498	4,738,699	5,325,123	5,619,200	4,988,912
23,249,386	26,466,270	25,200,672	25,424,556	22,418,408
43,855,750	48,647,667	45,460,751	43,320,524	42,220,408
67,105,136	75,113,937	70,661,423	68,745,080	64,638,816
(60,278,638)	(70,375,238)	(65,336,300)	(63,125,880)	(59,649,904)
36,627,248	28,815,253	29,866,202	32,832,728	32,243,200
28,867,436	32,115,428	32,786,134	31,309,983	31,681,147
514,757	(1,530,793)	2,488,794	2,090,227	1,019,737
0	0	0	327	0
546,529	488,759	253,373	234,573	73,334
66,555,970	59,888,647	65,394,503	66,467,838	65,017,418
$6,277,332	($10,486,591)	$58,203	$3,341,958	$5,367,514

Cleveland Public Library
Cuyahoga County
Fund Balances, Governmental Funds
Last Ten Years
(Modified Accrual Basis of Accounting)

	2014	2013	2012	2011	2010 (Restated)
General Fund					
Nonspendable	$1,088,531	$1,503,768	$1,204,145	$1,089,401	$0
Restricted	0	0	0	17,007	17,376
Committed	1,080,905	791,954	799,187	340,637	0
Assigned	8,337,028	10,075,197	6,734,372	15,390,658	5,672,594
Unassigned	22,892,279	23,268,411	24,812,021	20,956,246	32,440,050
Reserved	n/a	n/a	n/a	n/a	n/a
Unreserved	n/a	n/a	n/a	n/a	n/a
Total General Fund	33,398,743	35,639,330	33,549,725	37,793,949	38,130,020
All Other Governmental Funds					
Nonspendable	830,772	837,025	795,168	717,036	717,036
Restricted	13,726,005	12,716,960	10,726,782	9,752,411	9,261,231
Committed	7,693,604	7,289,131	6,389,902	6,244,533	5,370,992
Assigned	13,711,769	12,460,807	15,714,984	8,978,212	5,142,439
Unassigned (Deficit)	(219,187)	(193,550)	(12,353)	(94,649)	0
Reserved	n/a	n/a	n/a	n/a	n/a
Unreserved, Undesignated, Reported in:					
Special Revenue Funds	n/a	n/a	n/a	n/a	n/a
Capital Projects Fund	n/a	n/a	n/a	n/a	n/a
Permanent Funds	n/a	n/a	n/a	n/a	n/a
Total All Other Governmental Funds	35,742,963	33,110,373	33,614,483	25,597,543	20,491,698
Total Governmental Funds	$69,141,706	$68,749,703	$67,164,208	$63,391,492	$58,621,718

Note: The Library implemented GASB 54 in 2011.

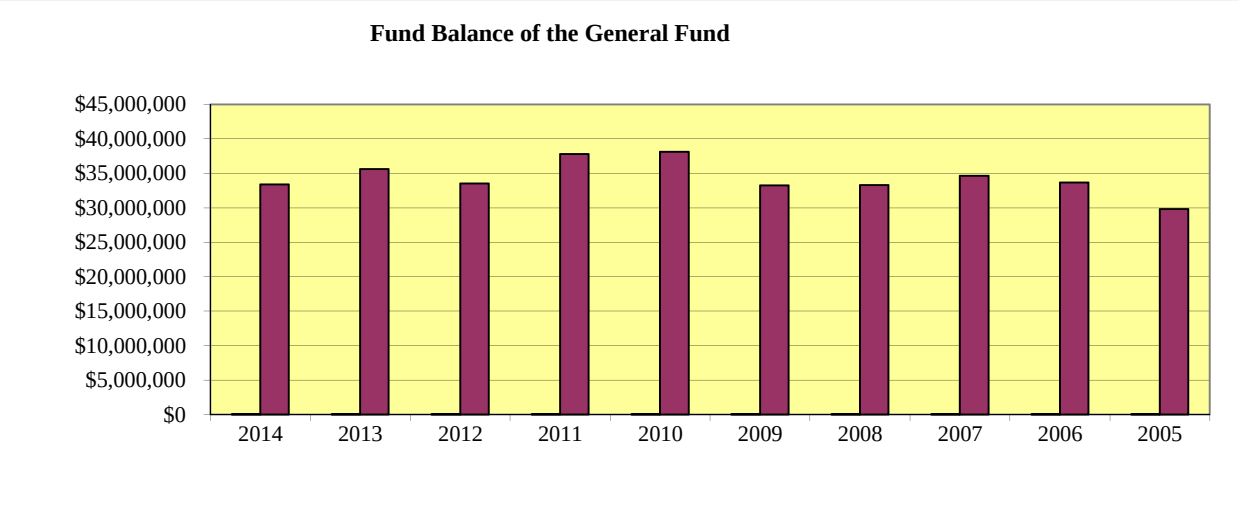

2009	2008	2007	2006	2005
n/a	n/a	n/a	n/a	n/a
n/a	n/a	n/a	n/a	n/a
n/a	n/a	n/a	n/a	n/a
n/a	n/a	n/a	n/a	n/a
n/a	n/a	n/a	n/a	n/a
$4,591,151	$3,614,741	$3,858,227	$4,139,965	$3,990,141
28,683,690	29,685,554	30,779,323	29,545,526	25,819,167
33,274,841	33,300,295	34,637,550	33,685,491	29,809,308
n/a	n/a	n/a	n/a	n/a
n/a	n/a	n/a	n/a	n/a
n/a	n/a	n/a	n/a	n/a
n/a	n/a	n/a	n/a	n/a
n/a	n/a	n/a	n/a	n/a
2,582,959	5,336,963	1,663,837	1,348,402	1,769,858
10,558,268	8,859,620	11,795,120	11,490,007	10,718,018
5,890,210	4,924,399	10,888,587	9,674,072	8,006,699
2,033,732	1,640,020	2,481,804	2,340,419	2,148,803
21,065,169	20,761,002	26,829,348	24,852,900	22,643,378
$54,340,010	$54,061,297	$61,466,898	$58,538,391	$52,452,686

Cleveland Public Library
Cuyahoga County
Changes in Fund Balances, Governmental Funds
Last Ten Years
(Modified Accrual Basis of Accounting)

	2014	2013	2012	2011	2010
Revenues					
Property and Other Taxes	$25,132,257	$25,429,115	$27,604,803	$27,652,041	$29,409,031
Fines and Fees	409,394	391,849	379,732	444,551	427,313
Charges for Services	3,361,641	3,110,804	3,021,846	2,548,967	2,641,277
Intergovernmental	26,660,555	27,237,525	27,876,287	30,563,839	31,094,455
Investment Earnings	1,873,893	3,244,240	1,940,004	755,136	2,064,403
Contributions and Donations	763,756	679,368	1,354,106	829,794	700,488
Miscellaneous	745,024	777,882	811,191	874,668	483,610
Total Revenues	58,946,520	60,870,783	62,987,969	63,668,996	66,820,577
Expenditures					
Current:					
Administration and Support	21,393,882	20,675,293	20,762,107	21,610,354	21,482,092
Public Service	34,353,851	34,849,512	34,397,275	36,108,993	38,157,071
Capital Outlay	2,807,784	3,767,896	4,062,291	1,181,974	2,899,706
Total Expenditures	58,555,517	59,292,701	59,221,673	58,901,321	62,538,869
Excess of Revenues Over (Under) Expenditures	391,003	1,578,082	3,766,296	4,767,675	4,281,708
Other Financing Sources (Uses)					
Sale of Capital Assets	1,000	7,413	6,420	2,099	0
Transfers In	3,500,000	0	10,000,000	5,000,000	54,600
Transfers Out	(3,500,000)	0	(10,000,000)	(5,000,000)	(54,600)
Total Other Financing Sources (Uses)	1,000	7,413	6,420	2,099	0
Net Change in Fund Balances	$392,003	$1,585,495	$3,772,716	$4,769,774	$4,281,708

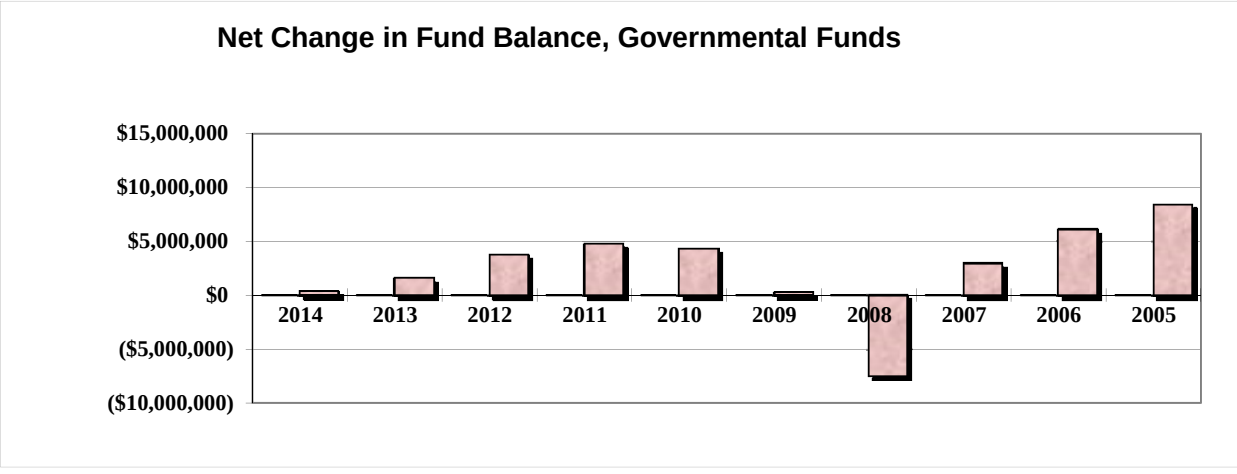

2009	2008	2007	2006	2005
$31,392,194	$27,930,751	$29,671,069	$31,733,573	$31,629,099
332,036	322,319	366,567	387,874	426,240
2,930,834	3,007,800	2,965,073	3,018,155	3,000,186
31,077,082	33,494,271	33,293,584	32,153,222	31,682,227
2,590,815	(1,530,793)	3,395,179	3,278,717	1,646,890
556,592	607,164	539,002	895,109	805,761
546,529	488,759	253,373	234,573	73,334
69,426,082	64,320,271	70,483,847	71,701,223	69,263,737
22,766,194	25,556,203	23,728,240	24,080,087	20,917,735
40,869,197	43,795,978	41,766,792	39,188,521	38,623,598
5,511,978	2,373,691	2,060,308	2,347,336	1,311,645
69,147,369	71,725,872	67,555,340	65,615,944	60,852,978
278,713	(7,405,601)	2,928,507	6,085,279	8,410,759
0	0	0	426	6,967
3,029,900	0	3,003,575	3,000,000	3,000,000
(3,029,900)	0	(3,003,575)	(3,000,000)	(3,000,000)
0	0	0	426	6,967
$278,713	($7,405,601)	$2,928,507	$6,085,705	$8,417,726

Cleveland Public Library
Cuyahoga County
Assessed and Estimated Actual Value of Taxable Property
Last Ten Years

	Real Property			Tangible Personal Property	
	Assessed Value			Public Utility	
Collection Year	Residential/ Agricultural	Commercial Industrial/PU	Estimated Actual Value	Assessed Value	Estimated Actual Value
2014	$2,145,454,810	$2,511,033,840	$13,304,253,286	$300,460,010	$341,431,830
2013	2,169,817,680	2,484,935,110	13,299,293,686	273,122,230	310,366,170
2012	2,744,283,400	2,705,037,350	15,569,487,857	247,613,470	281,378,943
2011	2,778,537,270	2,677,303,870	15,588,117,543	243,660,000	276,886,364
2010	2,796,094,950	2,540,255,530	15,246,715,657	235,305,430	267,392,534
2009	3,172,514,560	2,371,683,330	15,840,565,400	222,204,080	252,504,636
2008	3,151,380,470	2,375,125,200	15,790,016,200	212,297,240	241,246,864
2007	3,165,233,960	2,464,446,160	16,084,800,343	318,454,180	361,879,750
2006	2,756,431,510	2,214,071,630	14,201,437,543	316,245,720	359,370,136
2005	2,759,134,570	2,248,242,500	14,306,791,629	352,431,530	400,490,375

Source: Cuyahoga County, Ohio; County Fiscal Officer

Real property is reappraised every six years with a State mandated update of the current market value in the third year following each reappraisal.

The assessed value of real property (including public utility real property) is 35 percent of estimated true value. The assessed value of public utility personal property ranges from 25 percent of true value for railroad property to 88 percent for electric transmission and distribution property. General business tangible personal property was assessed in previous years at 25 percent for machinery and equipment and 23 percent for inventories. General business tangible personal property tax was phased out beginning in 2006. Both types of general business tangible personal property were assessed at 12.5 percent for 2007, 6.25 percent for 2008 and zero percent for 2009. Beginning in 2007, House Bill 66 switched telephone companies from being public utilities to general business taxpayers and began a four year phase out of the tangible personal property tax on local and inter-exchange telephone companies.

The tangible personal property values associated with each year are the values that, when multiplied by the applicable rates, generated the property tax revenue billed in that year. For real property, the amounts generated by multiplying the assessed values by the applicable rates would be reduced by the 10 percent, 2 1/2 percent and homestead exemptions before being billed. Beginning in the 2006 collection year, the 10 percent rollback for commercial/industrial property has been eliminated.

Tangible Personal Property					Weighted Average Tax Rate (per $1,000 of Assessed Value)
General Business		Total			
Assessed Value	Estimated Actual Value	Assessed Value	Estimated Actual Value	Ratio	
$0	$0	$4,956,948,660	$13,645,685,115	36.33 %	$6.4619
0	0	4,927,875,020	13,609,659,856	36.21	6.4189
0	0	5,696,934,220	15,850,866,800	35.94	6.3159
0	0	5,699,501,140	15,865,003,907	35.92	6.3242
0	0	5,571,655,910	15,514,108,191	35.91	6.3465
221,152,998	3,538,447,968	5,987,554,968	19,631,518,004	30.50	6.3267
424,870,855	3,398,966,840	6,163,673,765	19,430,229,904	31.72	5.4481
556,633,024	4,453,064,192	6,504,767,324	20,899,744,285	31.12	5.5124
679,539,895	3,624,212,773	5,966,288,755	18,185,020,452	32.81	6.1238
674,030,664	2,930,568,104	6,033,839,264	17,637,850,108	34.21	6.1173

Cleveland Public Library
Cuyahoga County
Property Tax Rates - Direct and Overlapping Governments
(Per $1,000 of Assessed Valuation)
Last Ten Tax Years

	2014	2013	2012	2011	2010
Voted Millage - by levy					
1985 Current Expense					
Residential/Agricultural Real	$0.5380	$0.5345	$0.5284	$0.4210	$0.4177
Commercial/Industrial and Public Utility Real	0.6725	0.6560	0.6561	0.6393	0.6417
General Business and Public Utility Personal	1.0000	1.0000	1.0000	1.0000	1.0000
2003 Current Expense - 5 Years (1)					
Residential/Agricultural Real	5.8000	5.8000	5.8000	5.8000	5.8000
Commercial/Industrial and Public Utility Real	5.8000	5.7995	5.8000	5.7286	5.7498
General Business and Public Utility Personal	5.8000	5.8000	5.8000	5.8000	5.8000
Total Millage					
Residential/Agricultural Real	$6.3380	$6.3345	$6.3284	$6.2210	$6.2177
Commercial/Industrial and Public Utility Real	6.4725	6.4555	6.4561	6.3679	6.3915
General Business and Public Utility Personal	6.8000	6.8000	6.8000	6.8000	6.8000
Total Weighted Average Tax Rate	**$6.5397**	**$6.4619**	**$6.4189**	**$6.3159**	**$6.3242**
Overlapping Rates by Taxing District					
Cuyahoga County					
Residential/Agricultural Real	$14.0500	$14.0500	$13.2200	$13.1182	$13.1866
Commercial/Industrial and Public Utility Real	14.0195	13.9495	12.9968	12.7845	12.8413
General Business and Public Utility Personal	14.0500	14.0500	13.2200	13.2200	13.3200
Cleveland Municipal School District					
Residential/Agricultural Real	52.6999	52.4272	52.1165	31.6742	31.5069
Commercial/Industrial and Public Utility Real	61.1077	60.1246	60.1288	44.2358	44.3621
General Business and Public Utility Personal	79.9000	79.8000	79.8000	64.8000	64.8000

2009	2008	2007	2006	2005
$0.4168	$0.3703	$0.3698	$0.3689	$0.4193
0.6473	0.6473	0.6460	0.6510	0.7253
1.0000	1.0000	1.0000	1.0000	1.0000
5.8000	5.8000	4.5308	4.5194	5.1376
5.8000	5.8000	5.1659	5.2057	5.8000
5.8000	5.8000	5.8000	5.8000	5.8000
$6.2168	$6.1703	$4.9006	$4.8883	$5.5569
6.4473	6.4473	5.8119	5.8567	6.5253
6.8000	6.8000	6.8000	6.8000	6.8000
$6.3465	**$6.3267**	**$5.4481**	**$5.5124**	**$6.1238**
$13.1789	$12.6607	$11.8689	$11.8655	$11.7227
12.8457	12.8153	12.4536	12.4941	12.5881
13.3200	13.3200	13.4200	13.4200	13.5200
31.4601	29.0767	29.0505	29.0028	31.5888
44.6614	44.6610	44.5926	44.8587	48.8265
64.8000	64.8000	64.8000	64.8000	64.8000

(continued)

Cleveland Public Library
Cuyahoga County
Property Tax Rates - Direct and Overlapping Governments (continued)
(Per $1,000 of Assessed Valuation)
Last Ten Tax Years

	2014	2013	2012	2011	2010
Cleveland City					
Residential/Agricultural Real	$12.7000	$12.7000	$12.7000	$12.7000	$12.7000
Commercial/Industrial and Public Utility Real	12.7000	12.7000	12.7000	12.7000	12.7000
General Business and Public Utility Personal	12.7000	12.7000	12.7000	12.7000	12.7000
Cleveland Metro Parks					
Residential/Agricultural Real	2.7500	2.7500	1.8500	1.8188	1.8106
Commercial/Industrial and Public Utility Real	2.7368	2.7046	1.7917	1.7354	1.7243
General Business and Public Utility Personal	2.7500	2.7500	1.8500	1.8500	1.8500
Cuyahoga Community College					
Residential/Agricultural Real	4.0000	3.1000	3.1000	3.0820	3.0765
Commercial/Industrial and Public Utility Real	3.9906	3.0690	3.0606	3.0232	3.0151
General Business and Public Utility Personal	4.0000	3.1000	3.1000	3.1000	3.1000
Cleveland-Cuyahoga Port Authority					
Residential/Agricultural Real	0.1143	0.1139	0.1135	0.1033	0.1029
Commercial/Industrial and Public Utility Real	0.1127	0.1106	0.1098	0.1063	0.1056
General Business and Public Utility Personal	0.1300	0.1300	0.1300	0.1300	0.1300

Source: Cuyahoga County Fiscal Officer

(1) The 2003 Current Expense levy was renewed in 2008 and in 2013.

Note: The rates presented for a particular calendar year are the rates that, when applied to the assessed values presented in the Assessed Value Table, generated the property tax revenue billed in that year.

The Library's basic property tax rate may be increased only by a majority vote of the Library's residents.

Overlapping rates are those of local and county governments that apply to property owners within the Cities.

Real property tax rates are reduced so that inflationary increases in value do not generate additional taxes.

2009	2008	2007	2006	2005
$12.7000	$12.7000	$12.7000	$12.7000	$12.7000
12.7000	12.7000	12.7000	12.7000	12.7000
12.7000	12.7000	12.7000	12.7000	12.7000
1.8068	1.6698	1.6720	1.6715	1.8464
1.7249	1.7171	1.7125	1.7187	1.8500
1.8500	1.8500	1.8500	1.8500	1.8500
2.5973	2.3952	2.3923	2.3915	2.3452
2.5814	2.5690	2.5625	2.5722	2.5961
2.8000	2.8000	2.8000	2.8000	2.8000
0.1027	0.0947	0.0946	0.0946	0.1049
0.1056	0.1051	0.1049	0.1053	0.1136
0.1300	0.1300	0.1300	0.1300	0.1300

Cleveland Public Library
Cuyahoga County
Real Property and Public Utility Tax Levies And Collections
Last Ten Years

Collection Year	Current Tax Levy	Delinquent Tax Levy	Total Tax Levy(1)	Current Tax Collections(1)	Percent of Current Tax Collections To Current Tax Levy
2014	$31,834,150	$18,913,775	$50,747,925	$25,367,914	79.69%
2013	31,400,469	16,625,756	48,026,225	25,777,415	82.09
2012	36,273,180	20,613,570	56,886,750	27,766,329	76.55
2011	36,030,798	16,598,378	52,629,176	28,444,975	78.95
2010	35,991,178	13,553,969	49,545,147	29,150,761	80.99
2009	36,578,166	11,481,786	48,059,952	30,725,823	84.00
2008	30,978,100	9,405,038	40,383,138	25,995,387	83.92
2007	31,183,375	7,739,595	38,922,970	26,682,925	85.57
2006	31,898,385	7,795,714	39,694,099	27,661,022	86.72
2005	32,101,419	6,774,731	38,876,150	27,753,075	86.45

Source: Cuyahoga County, Ohio; County Fiscal Officer

(1) Information for Real and Public Utility Property Only

(2) State Reimbursements of Rollback and Homestead Exemptions are included

(3) The County does not identify delinquent collections by the year for which the tax was levied.

(4) Penalties and interest are included, since by Ohio Law, they become part of the tax obligation as assessment occurs.

Note: The County's current reporting system does not track delinquency tax collections by tax year. Outstanding delinquencies are tracked in total by the date the parcel is first certified delinquent. Penalties and interest are applied to the total outstanding delinquent balance. The presentation will be updated as new information becomes available.

Delinquent Tax Collection (3)	Total Tax Collections(2)(4)	Percent of Total Tax Collections To Tax Levy	Accumulated Outstanding Delinquent Taxes	Percent of Delinquent Taxes to Total Tax Levy
$2,250,019	$27,617,933	54.42%	$20,759,313	40.91 %
2,187,411	27,964,826	58.23	18,607,883	38.75
3,134,706	30,901,035	54.32	21,714,946	38.17
2,370,129	30,815,104	58.55	21,137,884	40.16
2,499,862	31,650,623	63.88	16,707,972	33.72
2,271,336	32,997,159	68.66	14,413,534	29.99
2,387,352	28,382,739	70.28	10,319,464	25.55
2,131,499	28,814,424	74.03	9,434,962	24.24
2,339,683	30,000,705	75.58	9,239,829	23.28
2,300,924	30,053,999	77.31	8,140,674	20.94

Cleveland Public Library
Cuyahoga County
Principal Real Property Taxpayers
2014 and 2005

	2014	
Taxpayer	Real Property Assessed Valuation	Percentage of Total Real Property Assessed Valuation
Cleveland Electric Illuminating Company	$207,043,050	4.45 %
Cleveland Clinic Foundation	157,357,030	3.38
County of Cuyahoga	86,599,140	1.86
Key Center Properties LLC	80,559,150	1.73
East Ohio Gas Company	66,395,820	1.43
Cleveland Financial Associates, LLC	43,750,010	0.94
Cleveland Clinic	39,021,120	0.84
Hub North Point Properties	35,123,770	0.75
City of Cleveland Executive	28,785,750	0.62
Rock Ohio Caesers Cleveland LLC	27,524,810	0.58
Total	$772,159,650	16.58 %
Total Real Property Assessed Valuation	$4,656,488,650	

	2005	
Taxpayer	Real Property Assessed Valuation	Percentage of Total Real Property Assessed Valuation
Cleveland Electric Illuminating Company	$139,228,120	2.78 %
Ohio Bell Telephone Company	85,102,280	1.70
Erieview Tower Parking	78,446,050	1.57
City of Cleveland Land Reutilization Program	64,291,290	1.28
Cleveland Financial Associates, LLC	47,232,500	0.94
Hub North Point Properties	35,560,000	0.71
City of Cleveland	30,652,870	0.61
National City Bank	28,200,140	0.56
East Ohio Gas Company	27,475,980	0.55
Midland Properties Group LLC	27,261,680	0.54
Total	$563,450,910	11.24 %
Total Real Property Assessed Valuation	$5,007,377,070	

Source: Office of the Fiscal Officer Cuyahoga County - 2014/2005 Tax Collection Year

Cleveland Public Library
Cuyahoga County
Principal Employers
Current Year and Nine Years Ago

Employer	2014 Number of Employees	2014 Percentage Labor Force	2005 Number of Employees	2005 Percentage of Labor Force
Cleveland Clinic	32,251	2.44%		
University Hospitals	14,518	1.10%		
U.S. Office of Personnel Management	11,254	0.85%		
Progressive Corporation	8,379	0.63%		
Cuyahoga County	7,776	0.59%		
Cleveland Metropolitan School District	6,953	0.53%		
City of Cleveland	6,757	0.51%		
MetroHealth System	5,823	0.44%		
KeyCorp	4,812	0.36%		
Group Management Services, Inc.	4,795	0.36%		
Cleveland Clinic			24,166	1.75%
University Hospitals			14,276	1.03%
U.S. Office of Personnel Management			9,204	0.67%
Cuyahoga County			9,138	0.66%
Progressive Corporation			8,475	0.61%
City of Cleveland			8,260	0.60%
Cleveland Municipal School District			7,428	0.54%
National City Corporation			6,233	0.45%
KeyCorp			6,044	0.44%
Case Western Reserve University			5,362	0.39%
	103,318	7.81%	98,586	7.14%
Total Civilian Labor Force	1,320,500		1,380,800	

Source: Crain's Cleveland Business Book of Lists and Ohio Labor Market Information website.
Note: Total civilian labor force includes Cleveland MSA and Akron MSA

Cleveland Public Library
Cuyahoga County
Demographic and Economic Statistics
Last Ten Years

Year	Population (1)	Total Personal Income (2)	Personal Income per Capita (3)	Cleveland Municipal School District Enrollment (4)	Unemployment Rates (5)
2014	390,106	6,844,409,770	$17,545	37,962	8.0
2013	390,923	6,347,025,828	16,236	38,725	9.8
2012	393,806	6,562,776,990	16,665	40,871	9.5
2011	400,787	6,533,629,674	16,302	44,362	10.3
2010	409,833	6,681,097,566	16,302	45,060	11.5
2009	418,879	6,527,391,457	15,583	48,410	10.9
2008	427,925	7,080,019,125	16,545	52,954	8.8
2007	436,971	7,068,879,867	16,177	55,593	8.0
2006	446,017	6,973,475,795	15,635	59,586	7.3
2005	455,063	6,746,308,975	14,825	65,079	7.8

Sources:

(1) Cleveland State University, Northern Ohio Data & Information Service and U.S. Census Bureau
(2) Computation of per capita personal income multiplied by population.
(3) U.S. Census Bureau, 2000 Census and American Community Survey Estimates (1-Year and 5-Year)
(4) Ohio Department of Education website and Cleveland Metropolitan School District website
(5) Ohio Labor Market Information website (for the City of Cleveland)

(This page intentionally left blank)

Cleveland Public Library
Cuyahoga County
Full-Time Equivalent Library Employees by Function/Program
Last Six Years (1)

Function/Program	2014	2013	2012
Administration and Support			
Director/Deputy Director Office	3.000	3.000	3.000
Legal Services	1.500	1.500	1.500
Financial Services	10.500	10.500	10.500
Human Resources	4.473	7.420	7.373
Public Relations	7.000	6.000	6.000
Knowledge Office	3.173	3.307	4.307
Property Management	55.603	51.703	53.297
Safety and Protective Services	21.011	21.817	23.423
Information Technology/CLEVNET	14.980	18.080	18.030
Technical Services	53.153	53.347	55.520
Public Services			
Branches			
Branch/Outreach Office	1.000	2.000	2.000
Branch Substitutes	17.807	15.127	8.937
Library for the Blind	16.451	19.360	18.933
Mobile Services	6.780	5.560	7.040
Addison	6.367	8.613	8.106
Broadway	0.000	0.000	0.000
Brooklyn	6.467	6.893	6.753
Carnegie West	6.693	8.147	7.220
Collinwood	5.860	7.820	7.920
East 131	6.623	4.533	5.520
Eastman	8.283	9.227	8.973
Fleet	8.133	9.580	9.546
Fulton	9.087	8.173	7.553
Garden Valley	5.113	5.820	4.420
Glenville	7.080	7.740	7.753
Harvard Lee	7.900	8.140	7.433
Hough	7.947	7.660	6.793
Jefferson	5.873	6.227	5.780
Langston Hughes	6.713	6.760	6.490
Lorain	6.133	6.371	4.765
Martin Luther King Jr	7.793	7.967	7.793
Memorial Nottingham	7.277	8.653	7.273
Mount Pleasant	7.713	7.667	5.653
Rice	9.227	9.257	8.960
Rockport	9.133	9.297	6.873

2011	2010	2009
3.000	3.000	3.513
1.000	0.000	0.000
8.500	10.000	10.000
7.540	6.480	6.680
6.000	12.627	7.440
4.307	4.267	3.307
49.363	47.993	47.765
19.987	18.820	23.000
19.000	19.000	18.920
57.810	56.083	63.715
2.000	2.000	3.000
8.073	7.327	16.847
20.293	18.340	16.327
6.330	6.347	5.600
7.627	6.573	7.753
2.000	1.600	1.600
6.677	5.013	7.093
7.320	9.080	9.033
7.880	5.627	5.620
6.520	6.007	7.520
9.200	9.820	8.040
7.073	8.227	8.413
6.400	8.107	8.213
5.387	3.647	4.007
6.887	7.679	7.443
7.667	8.437	8.627
6.920	7.113	8.580
7.140	5.120	7.420
7.907	6.520	5.733
7.840	4.973	6.820
7.803	7.693	6.960
8.273	8.320	8.155
6.520	8.067	7.053
9.133	8.720	8.217
9.493	9.253	10.113

(continued)

Cleveland Public Library

Cuyahoga County

Full-Time Equivalent Library Employees by Function/Program (continued)

Last Six Years (1)

Function/Program	2014	2013	2012
South	7.707	6.717	7.747
South Brooklyn	9.020	9.247	9.507
Sterling	7.780	7.607	8.847
Union	6.753	6.693	7.920
Walz	8.120	7.913	8.020
West Park	10.167	9.800	9.227
Woodland	7.727	8.760	7.507
Programming and Outreach Services	9.183	9.133	6.053
Main Library			
Main Library Office	5.000	4.000	6.073
Audio Video/Lending	12.500	16.493	16.467
Business Economics Labor	6.453	6.320	9.907
Cleveland Digital Public Library	1.000	n/a	n/a
Fine Arts/Special Collections	9.280	8.140	8.280
Foreign Literature	6.890	5.407	5.377
General Reference	0.000	0.000	0.000
Government Documents	2.000	3.453	4.000
Center for Local and Global History	5.773	7.547	9.000
Literature	8.990	9.153	8.717
Popular Library	9.227	10.697	11.630
Public Administration Library	2.000	3.000	3.000
Science and Technology	5.587	10.447	10.060
Social Sciences	8.533	8.807	8.853
TechCentral	12.733	10.053	10.133
Youth Services	7.187	7.480	6.587
Shelf Office and Pages	17.990	19.596	19.677
Know It Now	1.000	2.000	2.000
Totals:	550.446	571.729	566.026

Method: Using total hours worked by all staff on the last pay date of December divided by a 75-hour biweekly pay period.

(1) Information prior to 2009 is not available

2011	2010	2009
6.880	7.927	7.840
9.333	10.153	10.190
9.420	8.867	7.973
7.973	5.973	7.826
7.050	8.373	7.947
10.293	11.893	10.810
6.813	8.290	8.827
5.000	0.000	4.000
5.633	4.380	1.260
15.530	21.417	26.727
13.533	11.067	14.067
n/a	n/a	n/a
10.000	10.000	12.000
5.533	6.000	7.000
1.000	9.000	12.837
4.000	4.000	5.000
11.000	10.000	13.000
6.000	7.067	6.067
8.067	4.533	4.000
3.000	3.000	3.000
9.000	9.000	12.851
8.000	8.497	11.000
0.000	0.000	0.000
4.213	3.773	6.753
30.882	29.116	31.905
2.000	2.000	2.000
565.023	562.206	613.407

Cleveland Public Library
Cuyahoga County
Capital Assets Statistics by Neighborhood Branches
Last Ten Years

Branch	2014	2013	2012	2011
Addison (8,000 sq ft)				
Built 1990				
Circulation	136,577	148,587	152,724	183,093
Attendance	72,321	87,776	83,010	72,606
Collection Count	22,489	23,561	25,497	29,393
Broadway (1,150 sq ft)				
Leased space 1988-Nov. 2012				
Circulation	0	0	35,715	40,743
Attendance	0	0	18,421	18,073
Collection Count	0	0	7,048	9,263
Brooklyn (5,500 sq ft)				
Built 1919; renovated 1985				
Circulation	81,878	93,016	109,167	108,922
Attendance	49,522	57,609	55,694	54,761
Collection Count	20,424	20,200	22,776	23,857
Carnegie West (28,600 sq ft)				
Built 1910; renovated 1979				
Circulation	168,320	176,688	172,840	164,735
Attendance	180,128	195,576	205,429	225,437
Collection Count	28,095	29,823	34,866	40,673
Collinwood (15,800 sq ft)				
Built 1928; renovated 1980				
Circulation	108,760	121,966	127,053	126,298
Attendance	88,168	90,422	83,473	85,807
Collection Count	19,639	20,800	23,148	28,781
East 131st Street (15,800 sq ft)				
Built 1929; renovated 1979				
Circulation	66,857	66,903	69,715	70,499
Attendance	88,142	93,792	89,047	81,120
Collection Count	15,510	15,299	15,635	17,497

2010	2009	2008	2007	2006	2005
165,748	193,211	187,391	160,281	147,484	135,283
82,899	103,824	137,419	123,878	117,616	131,990
30,657	42,308	48,883	48,748	49,866	45,742
42,610	46,814	48,843	36,441	34,163	31,943
20,222	26,825	24,036	14,781	13,016	11,853
10,549	12,002	12,950	12,470	11,729	11,907
102,816	115,152	110,020	98,559	78,202	76,750
51,590	56,126	60,295	71,458	71,423	60,042
28,523	32,576	34,079	33,484	33,898	34,067
155,513	157,946	142,699	118,678	107,763	106,572
230,345	261,572	202,015	166,735	173,008	172,636
46,274	51,523	57,617	55,030	53,318	53,279
131,518	153,531	151,249	110,388	92,874	96,951
93,265	113,400	113,182	118,481	118,701	113,221
31,649	32,220	37,244	37,687	37,267	34,445
58,053	67,661	61,972	51,390	52,615	49,881
78,275	80,580	88,142	83,434	83,229	76,367
18,833	28,804	30,483	29,726	30,515	32,600

(continued)

Cleveland Public Library
Cuyahoga County
Capital Assets Statistics by Neighborhood Branches (Continued)
Last Ten Years

Branch	2014	2013	2012	2011
Eastman (11,400 sq ft)				
Built 1980				
Circulation	252,785	275,432	237,030	233,862
Attendance	138,529	154,703	146,598	145,027
Collection Count	43,595	45,974	48,870	57,036
Fleet (9,000 sq ft)				
Built 1981				
Circulation	169,136	202,290	189,166	161,990
Attendance	130,267	148,426	132,180	126,141
Collection Count	29,961	33,306	38,144	36,541
Fulton (8,600 sq ft)				
Built 1983				
Circulation	173,058	168,345	146,168	148,064
Attendance	94,896	108,588	95,501	95,188
Collection Count	31,230	30,972	34,575	33,646
Garden Valley (3,500 sq ft)				
Current leased space since 2008				
Circulation	46,944	59,956	65,016	57,095
Attendance	62,097	57,048	57,209	61,805
Collection Count	12,453	13,888	15,753	18,265
Glenville (13,100 sq ft)				
Built 1980				
Circulation	98,786	110,936	114,105	106,841
Attendance	79,139	90,166	98,117	92,186
Collection Count	20,149	24,067	25,550	29,907
Harvard-Lee (8,700 sq ft)				
Built 1979				
Circulation	109,856	126,524	122,280	122,398
Attendance	111,718	114,108	101,518	105,375
Collection Count	23,397	24,408	27,090	32,111

2010	2009	2008	2007	2006	2005
253,399	234,441	216,276	165,383	165,239	162,789
158,413	165,202	156,100	129,331	127,869	147,991
58,776	66,092	73,670	70,116	65,822	62,500
172,568	179,584	145,010	126,029	125,665	121,529
126,041	137,207	139,398	141,579	133,576	141,525
43,899	54,045	54,922	57,447	55,594	59,627
139,260	121,787	118,417	100,427	110,929	124,948
89,996	87,062	88,734	103,535	107,458	107,218
40,783	44,004	46,844	45,946	42,535	40,337
57,283	55,655	59,973	13,523	14,796	16,348
77,338	85,585	84,096	9,283	12,456	11,663
18,353	20,219	23,491	13,423	18,506	18,751
93,225	111,254	107,074	75,252	74,590	76,684
102,634	112,256	109,670	105,134	106,359	96,342
30,762	37,971	45,246	45,118	44,701	42,689
120,253	128,116	124,991	95,971	95,714	91,092
113,229	145,985	159,254	153,913	156,235	144,394
38,533	41,838	41,934	43,167	43,884	44,627

(continued)

Cleveland Public Library
Cuyahoga County
Capital Assets Statistics by Neighborhood Branches (Continued)
Last Ten Years

Branch	2014	2013	2012	2011
Hough (7,800 sq ft)				
Opened 1988				
Circulation	63,285	64,411	75,257	79,029
Attendance	137,401	129,082	141,340	165,682
Collection Count	18,990	18,993	20,601	24,552
Jefferson (6,900 sq ft)				
Opened 1988				
Circulation	98,087	108,194	119,097	125,293
Attendance	87,303	96,000	102,675	99,934
Collection Count	21,804	22,451	25,490	28,551
Langston Hughes (8,200 sq ft)				
Built 1998				
Circulation	95,843	100,666	93,989	94,860
Attendance	88,849	87,610	79,427	77,002
Collection Count	30,423	29,231	32,661	35,069
Lorain (8,400 sq ft)				
Built 1912; renovated 1985				
Circulation	138,404	155,842	150,836	150,565
Attendance	102,420	108,090	95,338	91,545
Collection Count	25,194	24,946	31,120	30,220
Martin Luther King, Jr. (17,100 sq ft)				
Built 1970				
Circulation	137,547	121,465	102,324	108,668
Attendance	83,444	75,843	66,561	70,232
Collection Count	31,348	30,197	35,268	36,275
Memorial-Nottingham (15,000 sq ft)				
Built 1994 (part of Lake Shore Facility)				
Circulation	179,584	192,810	202,561	210,316
Attendance	77,104	102,043	98,491	99,752
Collection Count	27,984	35,501	41,315	46,714

2010	2009	2008	2007	2006	2005
79,190	90,554	84,044	68,013	74,736	60,994
167,134	199,235	217,384	188,983	173,600	139,668
26,084	30,269	32,314	28,788	27,828	31,522
128,916	150,047	146,070	98,452	84,504	81,617
101,882	114,345	114,032	117,607	111,586	103,189
29,210	31,839	36,526	35,120	33,857	28,996
93,283	87,462	89,667	86,046	102,763	113,293
83,021	83,897	89,589	106,346	108,053	109,943
38,920	49,919	52,304	54,137	50,577	48,013
154,786	163,939	126,994	132,112	111,056	84,587
93,554	107,712	100,441	126,231	111,413	94,465
32,661	35,473	39,398	44,056	41,437	37,976
109,211	116,588	112,499	89,879	89,404	85,482
76,713	86,799	92,219	103,862	97,752	77,879
39,344	48,428	55,057	52,163	50,559	50,293
235,004	243,669	233,257	197,204	186,017	180,423
110,306	117,742	122,970	124,713	127,695	122,129
55,055	58,234	67,235	64,711	65,062	58,706

(continued)

Cleveland Public Library
Cuyahoga County
Capital Assets Statistics by Neighborhood Branches (Continued)
Last Ten Years

Branch	2014	2013	2012	2011
Mt. Pleasant (7,200 sq ft)				
Opened 1937; renovated 1981				
Circulation	71,723	86,345	88,262	87,799
Attendance	77,113	76,344	74,666	78,651
Collection Count	16,514	16,684	18,693	21,560
Rice (14,000 sq ft)				
Built 2010				
Circulation	150,738	172,793	167,245	162,701
Attendance	142,561	172,424	154,018	167,460
Collection Count	34,671	35,447	37,940	36,791
Rockport (9,200 sq ft)				
Built 1964				
Circulation	252,301	270,933	285,134	283,241
Attendance	144,589	126,890	133,446	156,020
Collection Count	50,142	50,013	55,824	55,524
South (9,500 sq ft)				
Built 1911; Deactivated 2013				
Leasing space (3,688 sq ft)				
March 16, 2013 -				
Circulation	115,694	116,207	111,598	118,840
Attendance	92,489	93,752	100,919	103,510
Collection Count	14,558	24,643	28,361	31,000
South Brooklyn (10,300 sq ft)				
Built 1979				
Circulation	260,635	281,803	268,634	266,329
Attendance	155,588	160,347	160,946	170,091
Collection Count	36,388	44,421	47,523	48,503
Sterling (6,500 sq ft)				
Built 1913				
Circulation	75,031	87,722	88,728	75,907
Attendance	130,795	150,035	145,837	163,086
Collection Count	18,846	17,962	20,247	19,594

2010	2009	2008	2007	2006	2005
81,055	102,589	101,443	77,747	66,853	62,368
95,700	114,814	112,878	99,185	91,382	79,639
24,995	29,498	32,439	30,366	28,097	27,343
162,102	111,884	95,720	93,172	93,274	92,427
186,074	83,500	74,463	85,787	107,445	114,921
36,800	37,224	39,623	45,505	43,679	43,465
279,868	286,142	273,060	242,730	230,341	223,503
135,152	147,788	148,572	146,354	146,174	140,477
58,071	63,564	64,296	65,153	65,733	64,548
111,899	137,454	119,892	100,089	96,742	79,877
108,352	117,638	115,496	113,424	110,270	94,829
29,993	33,635	40,191	39,438	39,692	40,697
288,142	309,970	296,427	249,020	256,540	250,648
198,337	207,059	198,673	199,216	208,995	172,755
50,941	63,641	69,926	67,386	65,613	65,512
80,008	90,383	75,628	56,790	56,559	57,465
150,856	153,752	149,829	125,528	140,419	144,838
20,166	21,779	25,089	27,712	27,664	26,075

(continued)

Cleveland Public Library
Cuyahoga County
Capital Assets Statistics by Neighborhood Branches (Continued)
Last Ten Years

Branch	2014	2013	2012	2011
Union (9,200 sq ft)				
Built 1982				
Circulation	96,951	106,419	100,938	85,174
Attendance	76,564	72,932	86,900	99,934
Collection Count	20,947	23,698	26,685	30,539
Walz (9,600 sq ft)				
Built 1967				
Circulation	196,782	230,606	215,055	217,726
Attendance	111,135	125,542	112,276	123,982
Collection Count	36,590	38,555	43,779	46,408
West Park (14,800 sq ft)				
Built 1928; renovated 1978				
Circulation	264,864	283,683	296,712	309,415
Attendance	117,319	120,237	127,672	128,117
Collection Count	40,403	47,567	59,470	60,553
Woodland (15,300 sq ft)				
Built 1961				
Circulation	127,833	151,815	133,857	126,053
Attendance	92,658	94,415	90,254	94,435
Collection Count	23,298	24,098	26,181	29,290

2010	2009	2008	2007	2006	2005
74,070	100,586	99,370	73,797	76,526	62,208
122,880	151,247	125,233	122,117	127,254	112,940
35,779	37,727	39,371	40,491	38,371	35,991
212,027	213,129	197,312	153,107	140,183	133,768
127,387	139,167	128,031	114,658	115,592	107,368
48,132	52,408	53,909	52,446	50,654	49,411
341,010	361,682	352,628	288,806	281,051	271,191
144,524	154,877	146,500	132,877	127,022	119,275
60,127	63,011	66,357	62,859	60,231	59,758
84,378	124,183	137,937	107,758	110,404	97,074
65,589	92,582	111,418	119,466	124,556	112,104
29,077	35,888	40,691	36,091	35,864	34,101

Cleveland Public Library
Cuyahoga County
Capital Assets Statistics by Main Library, Lake Shore Facility and Woodland Annex
Last Ten Years

Facility	2014	2013	2012	2011
Main Library (2 buildings)				
Main Building (261,223 sq ft)				
Built 1925; renovated 1999				
Louis Stokes Wing (267,981 sq ft)				
Built 1997				
Circulation	1,585,841	1,726,353	1,852,676	1,908,246
Attendance	524,934	548,562	559,239	570,007
Collection Count	9,810,719	9,785,000	9,843,117	9,883,327
Lake Shore Facility (147,200 sq ft)				
Opened 1994 in school converted to new use				
Houses:				
Memorial-Nottingham Branch				
Ohio Library for the Blind and Physically Disabled				
Technical Services				
Book Storage				
Meeting Rooms				
Training Center				
Auditorium				
Stock Room				
Woodland Annex (28,500 sq ft)				
Added 2010 to Woodland Branch				
Houses:				
Offices for Mobile Services				
Garage for bookmobile and literacy van				

2010	2009	2008	2007	2006	2005
1,975,622	1,988,704	1,930,610	1,732,783	1,565,598	1,474,382
636,500	709,628	717,764	700,913	727,149	699,035
10,102,807	10,330,987	10,137,857	10,086,494	10,045,038	9,904,138

Cleveland Public Library
Cuyahoga County
Operating Indicators
Last Ten Years

	2014	2013	2012	2011	2010
Total Circulation for System	6,399,116	6,840,905	6,830,416	6,799,839	6,809,003
Total Attendance for System	3,344,078	3,545,705	3,505,208	3,632,365	3,836,924
Loans to Other Library Systems	935,317	1,009,506	999,060	957,465	933,529
Computer Usage (in hours)	802,117	853,698	653,634	613,302	625,970
Reference Transactions	1,016,860	1,199,098	969,752	991,381	1,110,555

Circulation and Attendance

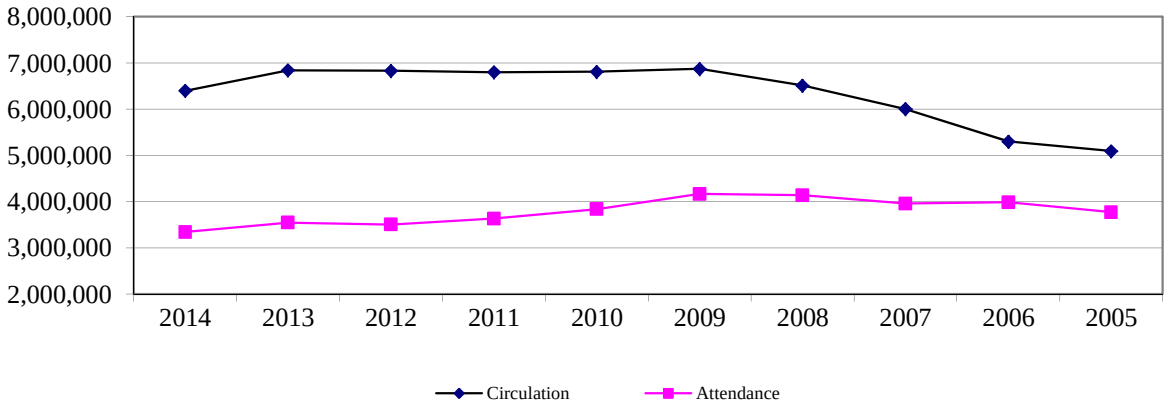

Loans to Other Library Systems, Computer Usage and Reference Transactions

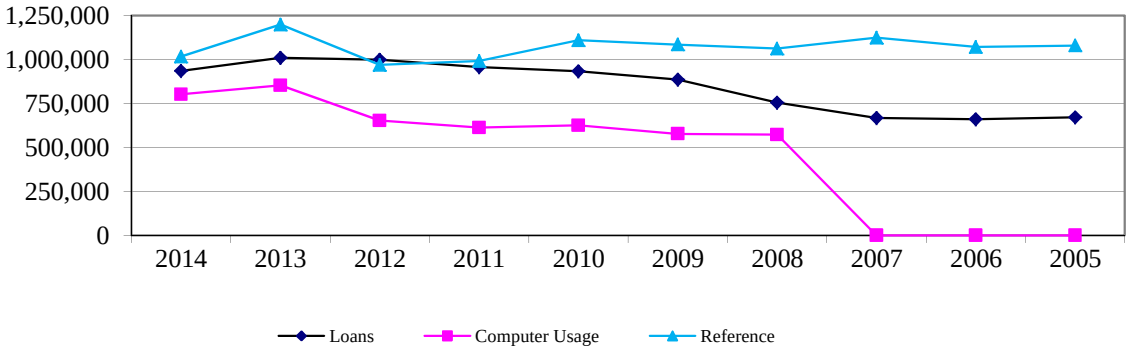

2009	2008	2007	2006	2005
6,873,457	6,514,722	6,005,531	5,300,195	5,094,733
4,166,169	4,137,530	3,958,379	3,986,634	3,769,624
886,602	754,471	667,880	659,808	670,989
577,613	572,882	n/a	n/a	n/a
1,085,588	1,062,987	1,124,127	1,072,218	1,080,101

(This page intentionally left blank)

CLEVELAND PUBLIC LIBRARY
www.cpl.org